

+  
★  
**10**

=  
**Arizona**  
**AASA**



**GRADE 3**

△  
**MATH**  
◻

÷  
**PRACTICE TESTS**

- ✓ Complete Standards Review
- ✓ Skill Practice
- ✓ Word Problems and Answer Key

2 × 7 + 4



★ ★ ★  
**PREPARE  
PRACTICE  
SUCCEED!**  
★ ★ ★

Aligned to  
Grade 3 Math  
Standards

Build Confidence  
and Master  
Math Skills

Test-Taking  
Practice for  
Success

Answer Key  
for Easy  
Review

# 10 Arizona AASA Grade 3 Math Practice Tests

*Standards-Aligned Review with Mixed Practice and Answer Key*



Ten complete 30-question Grade 3 practice rounds for AASA, built around canyon trails, desert sunsets, and sharp observation, with answer keys and clear explanations for every item.

**Jay Daie and Reza Nazari**



# Copyright ©

## Testinar Inc



Published by Testinar Inc

[Testinar.com](http://Testinar.com)

All rights reserved. No part of this publication may be reproduced, distributed, or transmitted in any form or by any means, including photocopying, recording, or other electronic or mechanical methods, without the prior written permission of the author, except in the case of brief quotations embodied in critical reviews and certain other noncommercial uses permitted by copyright law, including Section 107 or 108 of the 1976 United States Copyright Act.

This publication is independently produced and has no official connection to any state, district, or national testing program.

Test names and organizational names used herein are the property of their respective trademark holders.



*Copyright ©*

# Welcome, Arizona Math Explorer!

Ten steady rounds on the Grand Canyon math route

This book gives you ten full Grade 3 practice tests for AASA. Each round uses canyon trails, desert sunsets, and sharp observation to keep practice memorable while you read carefully, choose a strategy, show work, and check the answer.

## Arizona Practice Promise

I will slow down for the question, circle what matters, solve one step at a time, and use mistakes as clues for getting stronger.

Read

Plan

Check

# How to Use This Book

A ten-session routine for Arizona AASA review

1. **Preview the skills.** Read the quick review pages before the first test.
2. **Take one test at a time.** Treat each round like a stop on the Grand Canyon math route.
3. **Mark your confidence.** Put a small star beside problems you solved with a strong plan.
4. **Check, then retry.** For missed questions, try the problem again before reading the explanation.
5. **Track your next move.** Use the growth log to name one habit and one skill for the next test.

**Good rhythm:** Test one day, correct carefully the next day, then return for the next round when your corrections feel clear.



## What Is Inside?

Ten tests, 300 questions, and a full AASA review path

Part	What You Will Practice
Tests 1–3	Warm-up rounds for reading carefully, choosing operations, and using models.
Tests 4–6	Skill-building rounds with fractions, measurement, area, data, and two-step problems.
Tests 7–9	Stamina rounds for mixed review, neat work, and flexible strategies.
Test 10	Final round to show growth across the whole Arizona book.
Answer Pages	Compact keys and explanations that show why each answer works.

The tests are mixed on purpose. Real test readiness means recognizing the skill even when the next question changes topic.

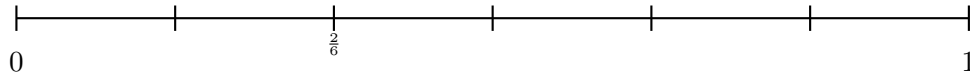


Scan me!  
For more practice  
& answers

# Table of Contents

★ Practice Test 1	_____	15
★ Practice Test 2	_____	29
★ Practice Test 3	_____	41
★ Practice Test 4	_____	53
★ Practice Test 5	_____	65
★ Practice Test 6	_____	77
★ Practice Test 7	_____	89
★ Practice Test 8	_____	101
★ Practice Test 9	_____	114
★ Practice Test 10	_____	127
<b>Practice Test Answer Keys</b>	_____	<b>138</b>
<b>Practice Test Answers and Explanations</b>	_____	<b>144</b>

- 1) On a number line from 0 to 1 split into 6 equal parts, does the line show  $\frac{1}{3}$ ?

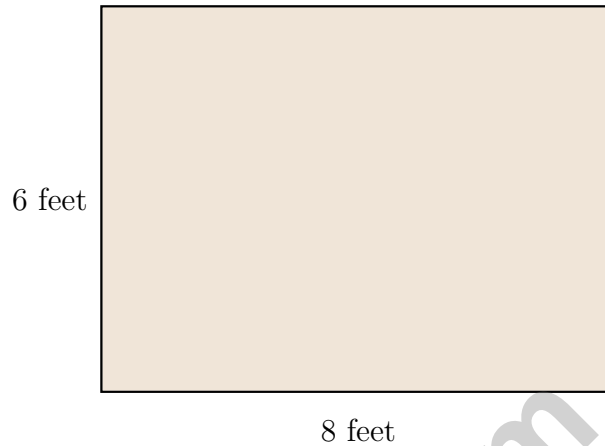


- A. Yes, it shows  $\frac{1}{3}$  at the first tick
- B. Yes, it shows  $\frac{1}{3}$  at the second tick
- C. No, because sixths and thirds are different
- D. No, because  $\frac{1}{3}$  is always between 0 and 1
- 2) Eli has 3 boxes with 7 pencils in each box. How many pencils does Eli have?
- A. 10 pencils (adds 3 + 7)
- B. 11 pencils (miscounting: forgets one group)
- C. 14 pencils (multiplies first number by itself and second: 3 + 3 + 3 + 7)
- D. 21 pencils
- 3) What is 555 rounded to the nearest 10?
- A. 550
- B. 555
- C. 560
- D. 600




Scan me!  
For more practice  
& answers

- 4) Lily is building a sandbox for her backyard. The sandbox is 8 feet long and 6 feet wide. What is the area of the sandbox?



- A. 48 sq ft                       C. 14 sq ft  
 B. 28 sq ft                       D. 56 sq ft



- 5) Use multiplication to find the area of the shaded rectangle.

- A. 9 sq units                       C. 18 sq units  
 B. 24 sq units                       D. 36 sq units

6) A grid shows 6 rows and 5 columns of squares. How many squares are there?

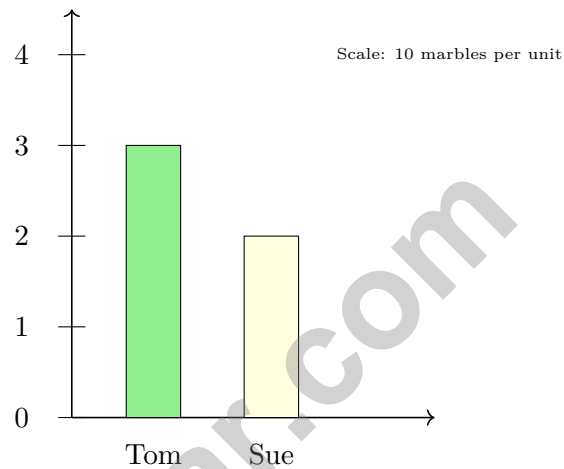
A. 11

C. 25

B. 35

D. 30

7) A bar graph shows marbles. The scale is 10 marbles per unit. Read the bars and find how many more marbles one person has.



A. Tom has 10 more marbles.

C. Sue has 10 more marbles.

B. Tom has 20 more marbles.

D. They have the same number.

8) If Ava eats  $\frac{2}{4}$  of a bar divided into halves, how many halves did she eat?



Scan me!  
For more practice  
& answers

1) Which number rounds to 400 when rounded to the nearest 100?

A. 349

C. 449

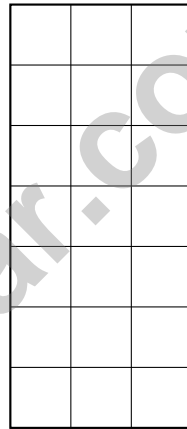
B. 345

D. 451

2) A rectangle has 8 equal parts. How many parts make  $\frac{1}{2}$ ?



7



3

3)

The tall rectangle has unit squares. What is the area?

A. 10

C. 37

B. 20

D. 21



Scan me!  
For more practice  
& answers

4) Which pair of rectangles cannot be tiled to show a distributive property?

A.  $5 \times 6$  and  $5 \times 2$

C.  $3 \times 5$  and  $2 \times 4$

B.  $4 \times 8$  and  $4 \times 3$

D.  $7 \times 9$  and  $7 \times 1$

5) Noah is designing a playground. He wants to cover a rectangular area using square meter mats. The playground is 10 meters by 7 meters. How many square meter mats will Noah need to cover the entire playground? Show your counting.



6) Look at these two rectangles. Rectangle A is 2 units by 9 units. Rectangle B is 3 units by 6 units. What is the difference in their areas?


A. 0 square units

C. 4 square units

B. 2 square units

D. 6 square units

7)



Use the grid to find the area. How many unit squares cover the rectangle?

A. 10 unit squares

C. 12 unit squares

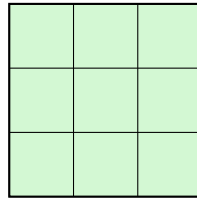
B. 11 unit squares

D. 14 unit squares



1) Which expanded number sentence uses the distributive property?

- A.  $2 \times (6 + 4) = 2 \times 6 + 4 = 16$ 
 D.  $2 \times (6 + 4) = 2 \times 6 + 2 \times 4 = 12 + 8 = 20$   
 B. Neither is correct  
 C.  $2 \times (6 + 4) = 2 + 6 + 4 = 12$



2)

Count the unit squares in this grid. How many unit squares cover this shape?

- A. 6 unit squares
  C. 9 unit squares  
 B. 8 unit squares
  D. 12 unit squares



3)

Order these fractions from smallest to largest:  $\frac{3}{4}, \frac{2}{2}, \frac{3}{8}$ .

- A.  $\frac{2}{2}, \frac{3}{4}, \frac{3}{8}$ 
 C.  $\frac{3}{4}, \frac{3}{8}, \frac{2}{2}$   
 B.  $\frac{3}{8}, \frac{3}{4}, \frac{2}{2}$ 
 D.  $\frac{3}{8}, \frac{2}{2}, \frac{3}{4}$

4) A rectangle can be divided into unit squares arranged in 8 rows. If each row has 5 unit squares, what is the total area?

- A. 13 sq units
  C. 80 sq units  
 B. 40 sq units
  D. 64 sq units



Scan me!  
For more practice  
& answers

5) Ben has a number line where each unit fraction part is  $\frac{1}{6}$ . How many parts fit in the interval from 0 to 1?

A. 4

C. 6

B. 5

D. 7

6) Look at this sequence: 20, 25, 30, 35, 40.

What is the rule?

A. Subtract 5 each time

C. Multiply by 2 each time

B. Skip count by 3

D. Add 5 each time

7) How does area differ from perimeter?

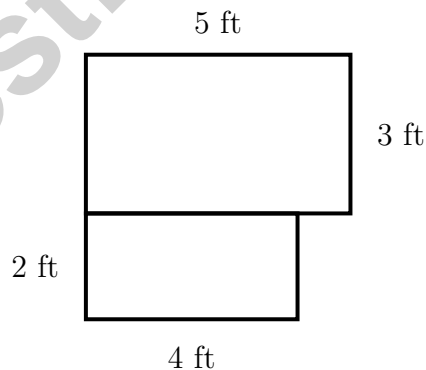
A. Area is always larger than perimeter

C. Area measures inside; perimeter measures distance around

B. Perimeter measures inside; area measures distance around

D. Both measure the same thing differently

8) An L-shaped room plan shows two rectangles. Top: 5 ft by 3 ft. Bottom: 4 ft by 2 ft. What is the total floor area?



A. 15 sq ft

C. 120 sq ft

B. 8 sq ft

D. 23 sq ft



## Practice Test Answer Keys

**How to use this section with a Grade 3 student:**

1. check the answer first
2. mark questions to try again
3. rework the problem before reading the full explanation

**A calm correction routine turns every missed item into useful practice.**

Testinar.com



## Practice Test Answers and Explanations

### Practice Test 1 Answers and Explanations

- 1) **Choice B is correct.** **(3.NF.A.2)**  $\frac{2}{6}$  equals  $\frac{1}{3}$  because both represent the same point on the line. You can simplify  $\frac{2}{6}$  to  $\frac{1}{3}$ .
- 2) **Choice D is correct.** **(3.OA.A.1)** 3 boxes with 7 pencils in each box means 3 groups of 7. So  $3 \times 7 = 21$  pencils.
- 3) **Choice C is correct.** **(3.NBT.A.1)** The ones digit is 5. Since  $5 \geq 5$ , round up: 555 rounds to 560.
- 4) **Choice A is correct.** **(3.MD.C.8)** Area = length  $\times$  width =  $8 \times 6 = 48$  square feet.
- 5) **Choice C is correct.** **(3.MD.C.7)** Area =  $6 \times 3 = 18$  square units. The dots show that all squares are included.
- 6) **Choice D is correct.** **(3.OA.A.3)** Multiply: 6 rows  $\times$  5 columns = 30 squares.
- 7) **Choice A is correct.** **(3.MD.B.3)** Tom:  $3 \times 10 = 30$ . Sue:  $2 \times 10 = 20$ . Difference:  $30 - 20 = 10$ .
- 8) **The correct answer is 1.** **(3.NF.A.2)**  $\frac{2}{4} = \frac{1}{2}$ , so she ate 1 half.
- 9) **Choice A is correct.** **(3.G.A.2)** Two shaded parts out of 4 equal parts is  $\frac{2}{4}$ .
- 10) **Choice C is correct.** **(3.MD.C.6)** Count by rows:  $5 + 5 + 5 + 5 = 20$  unit squares. This is one way to count area.
- 11) **Choice A is correct.** **(3.G.A.1)** Squares and rectangles are both quadrilaterals with 4 right angles. The difference is that a square has all equal sides, while a rectangle does not require this.
- 12) **Choice D is correct.** **(3.MD.C.5)**  $9 \times 9 = 81$  unit square tiles.
- 13) **Choice D is correct.** **(3.OA.A.2)** "How many groups of 4" is a measurement division problem. Divide 16 by 4 to find the number of groups.
- 14) **Choices A and C are correct.** **(3.NBT.A.3)**  $6 \times 40 = 240$  and  $4 \times 60 = 240$ . Choice B is  $8 \times 20 = 160$ , choice D is  $3 \times 70 = 210$ , and choice E is  $6 \times 30 = 180$ .
- 15) **Choice B is correct.** **(3.NF.A.3)** The shaded parts match.  $\frac{3}{6}$  and  $\frac{1}{2}$  are equivalent.
- 16) **Choice A is correct.** **(3.OA.D.8)** First add:  $15 + 9 = 24$  cars. Then divide by 3 children:  $24 \div 3 = 8$  cars per child. Choice A correctly shows both steps with parentheses.
- 17) **Choice B is correct.** **(3.MD.C.8)**  $5 \times 3 = 15$  square units.
- 18) **Choice A is correct.** **(3.MD.A.1a)** 4:00 to 4:40 is 40 minutes.
- 19) **Choice B is correct.** **(3.MD.C.8)** Top rectangle:  $6 \times 4 = 24$  sq units. Bottom rectangle:  $5 \times 3 = 15$  sq units. Total:  $24 + 15 = 39$  sq units.
- 20) **Choice B is correct.** **(3.MD.C.5)** The rectangle is 4 units wide and 3 units tall.  $4 \times 3 = 12$  square units.
- 21) **Choice C is correct.** **(3.MD.C.6)** If each unit square is 1 cm by 1 cm, then 7 unit squares of 1 cm fit along a 7 cm side.
- 22) **Choice A is correct.** **(3.MD.C.7)** The distributive property breaks 5 into 2 + 3 and multiplies 7 by each part.
- 23) **The correct answer is 4.** **(3.NF.A.3)** The numerator doubles from 2 to 4.
- 24) **Choice D is correct.** **(3.OA.B.5)** The area model shows a rectangle split into two parts: one part is  $3 \times 2 = 6$  and the other is  $2 \times 2 = 4$ . Using the distributive property:  $2 \times (3 + 2) = 2 \times 3 + 2 \times 2 = 6 + 4 = 10$ .
- 25) **Choice D is correct.** **(3.OA.C.7)**  $6 \times 7 = (6 \times 10) - (6 \times 3) = 60 - 18 = 42$ . Breaking the fact into known facts is a good mental-math strategy.
- 26) **Choice A is correct.** **(3.NBT.A.2)** Lily has 326. Her friend gives 147. Add:  $326 + 147 = 473$ . Ones:  $6 + 7 = 13$  (write 3, carry 1). Tens:  $2 + 4 + 1 = 7$ . Hundreds:  $3 + 1 = 4$ .
- 27) **Choice A is correct.** **(3.NF.A.1)** The first tick of eight equal parts is at the unit fraction  $\frac{1}{8}$ .
- 28) **Choice A is correct.** **(3.NF.A.1)** When something is split into 4 equal parts, one part is called one-fourth, or  $\frac{1}{4}$ .
- 29) **The correct answer is 3.** **(3.G.A.2)**  $\frac{9}{3} = 3$ .
- 30) **Choice C is correct.** **(3.MD.B.4)** Count the X's directly above the  $250\frac{1}{4}$  mark. There are three X's stacked there.

### Practice Test 2 Answers and Explanations



Lab Notes for a Young Scientist

## Hi, Curious Scientist!

◇ 10 tests. So many experiments! You tested ideas. You watched what worked. You learned a lot. That's how scientists work—and how you work! ◇

★ **Scientists know:** mistakes are facts, not failures. Every problem you missed taught you something. You used those facts to do better next time. ★

### Lab Results

- **Hypothesis:** CONFIRMED! Practice makes you better.
- **Method:** STRONG! You try, watch, and adjust.
- **Data:** CAREFUL! You read and copy numbers right.
- **Conclusion:** READY! You can do this test.

**Scientist tip:** on test day, stay curious. Ask, "What is this asking?" Then experiment with your math tools. You will find the answer!


If you want to share something or ask a question, please email me at [jay@testinar.com](mailto:jay@testinar.com).

**Jay Daie**

Your Math Scientist

# PRACTICE TODAY. SUCCEED TOMORROW!

Give your child the advantage they need in **Grade 3 Math** with 10 full-length practice tests that build skills, boost confidence, and improve results. Designed to mirror real test formats, this book helps students master essential math concepts and feel ready for any challenge.



## INSIDE THIS BOOK:



### 10 Full-Length Practice Tests

Realistic tests that simulate the look and feel of actual Grade 3 math assessments.



### Standards-Aligned

Covers all essential Grade 3 math topics based on current learning standards.



### Build Skills & Confidence

Strengthens problem-solving, critical thinking, and test-taking skills with every practice.



### Track Progress & Improve

Identify strengths and weaknesses to focus on what matters most.



### Prepare for Success

Better preparation leads to higher scores and brighter futures.

## COVERS ALL KEY TOPICS

- ✓ Whole Numbers & Operations
- ✓ Fractions & Decimals
- ✓ Algebraic Thinking
- ✓ Geometry
- ✓ Measurement & Data
- ✓ Graphing & Data Analysis
- ✓ Number Patterns
- ✓ Word Problems
- ✓ Ratio & Proportion
- ✓ Perimeter, Area & Volume
- ✓ And More!



### Visit [testinar.com/math3](https://testinar.com/math3)

for more Grade 3 math resources and practice materials!

## THE MORE THEY PRACTICE, THE BETTER THEY PERFORM.

Help your child build a strong foundation and achieve their best in math!

PRACTICE  
PREPARE  
SUCCEED!



Designed for  
Grade 3  
Students



Build Strong  
Math Skills



Practice with  
Purpose