

+ =

10 Louisiana LEAP



GRADE 3

MATH

PRACTICE TESTS

✓ Complete Standards Review

✓ Skill Practice

✓ Word Problems and Answer Key

2 × 7 + 4



★ ★ ★
PREPARE
PRACTICE
SUCCEED!
★ ★ ★



Aligned to
Grade 3 Math
Standards



Build Confidence
and Master
Math Skills



Test-Taking
Practice for
Success



Answer Key
for Easy
Review

10 Louisiana LEAP Grade 3 Math Practice Tests

Standards-Aligned Review with Mixed Practice and Answer Key



Ten complete 30-question Grade 3 practice rounds for LEAP, built around river parishes, music rhythms, and lively math patterns, with answer keys and clear explanations for every item.

Jay Daie and Reza Nazari



Copyright ©

Testinar Inc



Published by Testinar Inc

Testinar.com

All rights reserved. No part of this publication may be reproduced, distributed, or transmitted in any form or by any means, including photocopying, recording, or other electronic or mechanical methods, without the prior written permission of the author, except in the case of brief quotations embodied in critical reviews and certain other noncommercial uses permitted by copyright law, including Section 107 or 108 of the 1976 United States Copyright Act.

This publication is independently produced and has no official connection to any state, district, or national testing program.

Test names and organizational names used herein are the property of their respective trademark holders.



Copyright ©

Welcome, Louisiana Math Explorer!

Ten steady rounds on the Pelican State math route

This book gives you ten full Grade 3 practice tests for LEAP. Each round uses river parishes, music rhythms, and lively math patterns to keep practice memorable while you read carefully, choose a strategy, show work, and check the answer.

Louisiana Practice Promise

I will slow down for the question, circle what matters, solve one step at a time, and use mistakes as clues for getting stronger.

Read

Plan

Check

How to Use This Book

A ten-session routine for Louisiana LEAP review

1. **Preview the skills.** Read the quick review pages before the first test.
2. **Take one test at a time.** Treat each round like a stop on the Pelican State math route.
3. **Mark your confidence.** Put a small star beside problems you solved with a strong plan.
4. **Check, then retry.** For missed questions, try the problem again before reading the explanation.
5. **Track your next move.** Use the growth log to name one habit and one skill for the next test.

Good rhythm: Test one day, correct carefully the next day, then return for the next round when your corrections feel clear.



What Is Inside?

Ten tests, 300 questions, and a full LEAP review path

Part	What You Will Practice
Tests 1–3	Warm-up rounds for reading carefully, choosing operations, and using models.
Tests 4–6	Skill-building rounds with fractions, measurement, area, data, and two-step problems.
Tests 7–9	Stamina rounds for mixed review, neat work, and flexible strategies.
Test 10	Final round to show growth across the whole Louisiana book.
Answer Pages	Compact keys and explanations that show why each answer works.

The tests are mixed on purpose. Real test readiness means recognizing the skill even when the next question changes topic.



Scan me!
For more practice
& answers

Table of Contents

★ Practice Test 1	_____	15
★ Practice Test 2	_____	28
★ Practice Test 3	_____	40
★ Practice Test 4	_____	53
★ Practice Test 5	_____	64
★ Practice Test 6	_____	78
★ Practice Test 7	_____	91
★ Practice Test 8	_____	103
★ Practice Test 9	_____	115
★ Practice Test 10	_____	128
Practice Test Answer Keys	_____	138
Practice Test Answers and Explanations	_____	144

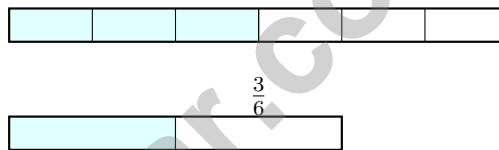
1) When a whole is divided into equal parts, what does the denominator (bottom number) tell us?

- A. How many equal parts the whole is divided into
- B. How many parts are shaded
- C. The color of the shape
- D. How big the whole is

2) A school has 72 students going on a field trip. They are divided equally into 8 buses. Then 6 more students join one bus. How many students are on that bus now?

- A. 9
- B. 10
- C. 15
- D. 24

3) Find a fraction equivalent to $\frac{3}{6}$. Look at the bars.



- A. $\frac{2}{5}$
- B. $\frac{1}{2}$
- C. $\frac{1}{3}$
- D. $\frac{2}{6}$

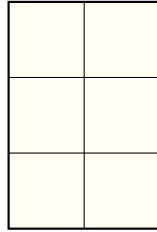
4) What whole number is equal to $\frac{4}{4}$?

- A. 1
- B. 2
- C. 4
- D. 0



Scan me!
For more practice
& answers

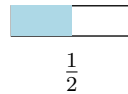
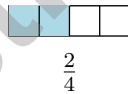
Each square is 1 ft × 1 ft



5)

The grid shows a shape made of unit squares measured in feet. How many unit squares fit in this shape?

- A. 3 unit squares C. 6 unit squares
 B. 5 unit squares D. 8 unit squares
- 6) A composite shape breaks into three rectangles: one 5 units by 3 units, and two 2 units by 3 units each. What is the total area?
- A. 15 sq units C. 27 sq units
 B. 6 sq units D. 90 sq units
- 7) Look at the two fraction strips. Which shows an equivalent fraction?



- A. Yes, both are equivalent C. The first is larger
 B. No, they are different D. The second is larger



1) Which number rounds to 400 when rounded to the nearest 100?

A. 349

C. 449

B. 345

D. 451

2) Ava eats lunch at noon. Recess starts 25 minutes after lunch. What time does recess start?

A. 12 : 25 PM

C. 1 : 00 PM

B. 12 : 15 PM

D. 1 : 25 PM

3) Mia's desk is rectangular with length 7 feet and width 3 feet. Using repeated addition ($3 + 3 + 3 + 3 + 3 + 3 + 3$), find the area.



4) Which is the same as $5 \times (4 + 2)$?

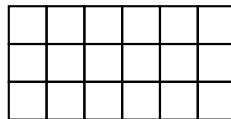
A. $5 \times 4 + 5 \times 2$

C. $5 + 4 + 2$

B. $5 \times 4 + 2$

D. $20 + 2$

5) Noah is counting unit squares on a tiled wall pattern. The wall displays this arrangement:



What is the total area covered?

A. 9 sq units

C. 18 sq units

B. 15 sq units

D. 24 sq units

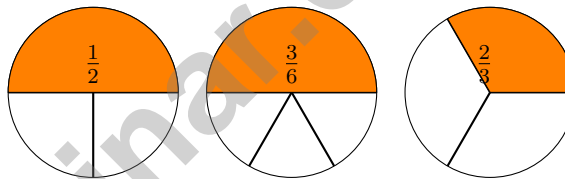


6) Maria draws a rectangle on a grid. The rectangle is 5 units long and 3 units wide. She counts 12 unit squares instead of 15. What did Maria do wrong?

- A. She counted the perimeter instead of area
- B. She counted only the edges, not the whole inside
- C. She multiplied 4 and 3 instead of 5 and 3
- D. She added instead of multiplied

7) Which is greater: $\frac{1}{2}$ or $\frac{1}{4}$?

8) Look at the pie charts. Which fraction does NOT match the group?



- A. $\frac{1}{2}$
- B. $\frac{3}{6}$
- C. $\frac{2}{3}$
- D. All match

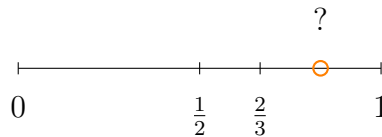
9) A circle is divided into 6 equal parts. Write the fraction that represents one part of the circle.



Scan me!
For more practice
& answers

- 5) Which list shows the multiples of 4 from 1 to 20?
- A. 1, 5, 9, 13, 17 C. 2, 6, 10, 14, 18
 B. 3, 7, 11, 15, 19 D. 4, 8, 12, 16, 20
- 6) A number line from 0 to 1 is divided so there are exactly 4 equal parts. If you mark the first partition, what fraction do you mark?
- A. $\frac{1}{4}$ C. $\frac{1}{5}$
 B. $\frac{1}{3}$ D. $\frac{4}{4}$
- 7) What is the main difference between a square and a rhombus?
- A. A square has more sides C. A rhombus is larger
 B. A square has 4 right angles; a rhombus may not D. A square has no parallel sides
- 8) A city library has some books. After donating 156 books, it has 489 books left. How many books did the library have at the start?
- A. 645 C. 646
 B. 635 D. 636

9)



The orange dot is between $\frac{2}{3}$ and 1. Which comparison is true?

- A. The dot $< \frac{2}{3}$ C. The dot $= \frac{2}{3}$
 B. $\frac{2}{3} < \text{the dot} < 1$ D. The dot > 1



Scan me!
For more practice
& answers

Practice Test Answer Keys

How to use this section with a Grade 3 student:

1. check the answer first
2. mark questions to try again
3. rework the problem before reading the full explanation

A calm correction routine turns every missed item into useful practice.

Testinar.com



Practice Test Answers and Explanations

Practice Test 1 Answers and Explanations

- Choice A is correct.** **(3.NF.A.1)** The denominator (bottom number) tells us how many equal parts the whole is divided into. For example, in $\frac{1}{4}$, the 4 means the whole is divided into 4 equal parts.
- Choice C is correct.** **(3.OA.D.8)** Step 1: Students per bus originally: $72 \div 8 = 9$ students. Step 2: The 6 new students join one bus, so that bus has $9 + 6 = 15$ students.
- Choice B is correct.** **(3.NF.A.3)** The shaded parts match. $\frac{3}{6}$ and $\frac{1}{2}$ are equivalent.
- Choice A is correct.** **(3.NF.A.3c)** When numerator = denominator, you have all the parts of one whole. $\frac{4}{4}$ has 4 fourths, which makes 1 whole.
- Choice C is correct.** **(3.MD.C.5a)** The rectangle is 2 feet wide and 3 feet tall: $2 \times 3 = 6$ unit squares.
- Choice C is correct.** **(3.MD.C.5)** First: $5 \times 3 = 15$ sq units. Two others: $2 \times 3 = 6$ each. Total: $15 + 6 + 6 = 27$ sq units.
- Choice A is correct.** **(3.NF.A.3b)** Both strips show the same amount shaded. $\frac{2}{4} = \frac{1}{2}$ because $\frac{1 \times 2}{2 \times 2} = \frac{2}{4}$.
- Choice C is correct.** **(3.NF.A.2)** $\frac{3}{4}$ means 3 out of 4 equal parts. The distance from 0 to the mark contains exactly 3 parts.
- The correct answer is about 5 cups.** **(3.MD.A.2)** Divide: $1000 \div 200 = 5$ cups. Estimation practice aligned to 3.MD.A.2.
- Choice C is correct.** **(3.G.A.2)** Three out of six equal strips make $\frac{3}{6}$.
- Choice C is correct.** **(3.MD.B.3)** $8 \times 10 = 80$ items.
- The correct answer is $\frac{1}{4}$.** **(3.NF.A.2a)** Each part has length $\frac{1}{4}$.
- Choices B and D are correct.** **(3.OA.A.3)** B uses division to find how many boxes are needed, and D uses division to share pencils equally. A, C, and E require multiplication.
- Choice B is correct.** **(3.MD.C.7)** The grid has 10 columns and 3 rows. Area = $10 \times 3 = 30$ square units. You can also add: $10 + 10 + 10 = 30$ (three rows of ten).
- Choice A is correct.** **(3.NBT.A.1)** The tens digit is 4. Since $4 < 5$, round down: 145 rounds to 100.
- Choice C is correct.** **(3.MD.C.7a)** Wide rectangle: $8 \times 3 = 24$ square units.
- The correct answer is 1.** **(3.NF.A.3a)** $\frac{2}{4} = \frac{1}{2}$, so she ate 1 half.
- Choice B is correct.** **(3.MD.C.7b)** Area = width \times height = $6 \times 7 = 42$ square meters.
- Choice D is correct.** **(3.OA.C.7)** Skip-counting by 3s: 0, 3, 6, 9. So $3 \times 3 = 9$.
- Choice B is correct.** **(3.MD.C.5b)** $12 \times 2 = 24$ square units.
- Choice D is correct.** **(3.OA.D.9)** List B increases by 1, then 2, then 3, then 4 (no constant rule). The others are skip-count patterns.
- Choice C is correct.** **(3.MD.A.1c)** $5 : 42 + 38 \text{ min} = 5 : 42 + 18 \text{ min} + 20 \text{ min} = 6 : 00 + 20 \text{ min} = 6 : 20 \text{ PM}$.
- Choice D is correct.** **(3.OA.A.2)** $35 \div 7 = 5$. The blocks are divided equally among the friends.
- Choice A is correct.** **(3.NBT.A.3)** $70 \times 5 = 350$, the same as $5 \times 70 = 350$. The commutative property of multiplication says you can swap the factors and get the same product: $5 \times 7 \times 10 = 7 \times 5 \times 10 = 350$.
- Choice D is correct.** **(3.OA.B.5)** The area model shows two rectangles: $6 \times 3 = 18$ and $6 \times 2 = 12$. Adding them: $18 + 12 = 30 = 6 \times 5$.
- Choice C is correct.** **(3.MD.C.6)** Area = $9 \times 4 = 36$ square decimeters.
- Choice A is correct.** **(3.MD.C.7c)** $5 \times (4 + 3) = (5 \times 4) + (5 \times 3) = 20 + 15 = 35$. Splitting the width lets us show the distributive property with area.
- Choice B is correct.** **(3.MD.C.5)** The shaded rectangle is 4 units wide and 3 units tall. $4 \times 3 = 12$ square units.
- Choice C is correct.** **(3.MD.B.4)** The mode is the value with the most X's. Since 5 inches has 2 X's and 6 inches has 1, the mode at $5\frac{1}{2}$ inches must have more than 2. The minimum is 3 X's.
- Choice D is correct.** **(3.OA.B.6)** Dividing 16 pencils into 4 equal boxes means $16 \div 4 = \square$. Since $4 \times 4 = 16$, each box has 4 pencils.



Ahoy, Math Sailor!

◇ You sailed through 10 full tests. Some waters were calm. Some waters were rough. You kept your boat steady the whole way. ◇

★ **Captain's truth:** good sailors stay calm. They use the wind. They check the map. You did all those things on every test. ★

Sailor's Skills

- **Steady Hand:** You stay calm even when problems are tricky.
- **Map Skills:** You read each problem carefully.
- **Brave Spirit:** You believe in yourself.
- **Safe Harbor:** You finish what you start.

Captain's tip: on test day, sail steady. Trust the map you built through 10 practice tests. You will reach safe harbor!

If you want to share something or ask a question, please email me at jay@testinar.com.

Jay Daie

Your Math Captain

PRACTICE TODAY. SUCCEED TOMORROW!

Give your child the advantage they need in **Grade 3 Math** with 10 full-length practice tests that build skills, boost confidence, and improve results. Designed to mirror real test formats, this book helps students master essential math concepts and feel ready for any challenge.



INSIDE THIS BOOK:



10 Full-Length Practice Tests

Realistic tests that simulate the look and feel of actual Grade 3 math assessments.



Standards-Aligned

Covers all essential Grade 3 math topics based on current learning standards.



Build Skills & Confidence

Strengthens problem-solving, critical thinking, and test-taking skills with every practice.



Track Progress & Improve

Identify strengths and weaknesses to focus on what matters most.



Prepare for Success

Better preparation leads to higher scores and brighter futures.

COVERS ALL KEY TOPICS

- ✓ Whole Numbers & Operations
- ✓ Fractions & Decimals
- ✓ Algebraic Thinking
- ✓ Geometry
- ✓ Measurement & Data
- ✓ Graphing & Data Analysis
- ✓ Number Patterns
- ✓ Word Problems
- ✓ Ratio & Proportion
- ✓ Perimeter, Area & Volume
- ✓ And More!



Visit testinar.com/math3

for more Grade 3 math resources and practice materials!

THE MORE THEY PRACTICE, THE BETTER THEY PERFORM.

Help your child build a strong foundation and achieve their best in math!

PRACTICE
PREPARE
SUCCEED!



Designed for
Grade 3
Students



Build Strong
Math Skills



Practice with
Purpose