

+ =

# 10 Montana MAST



GRADE 3

MATH

PRACTICE TESTS

✓ Complete Standards Review

✓ Skill Practice

✓ Word Problems  
and Answer Key

$2 \times 7 + 4$



★ ★ ★  
PREPARE  
PRACTICE  
SUCCEED!  
★ ★ ★



Aligned to  
Grade 3 Math  
Standards



Build Confidence  
and Master  
Math Skills



Test-Taking  
Practice for  
Success



Answer Key  
for Easy  
Review

# 10 Montana MAST Grade 3 Math Practice Tests

*Standards-Aligned Review with Mixed Practice and Answer Key*



Ten complete 30-question Grade 3 practice rounds for MAST, built around big skies, mountain trails, and patient problem reading, with answer keys and clear explanations for every item.

**Jay Daie and Reza Nazari**



# Copyright ©

## Testinar Inc



Published by Testinar Inc

[Testinar.com](http://Testinar.com)

All rights reserved. No part of this publication may be reproduced, distributed, or transmitted in any form or by any means, including photocopying, recording, or other electronic or mechanical methods, without the prior written permission of the author, except in the case of brief quotations embodied in critical reviews and certain other noncommercial uses permitted by copyright law, including Section 107 or 108 of the 1976 United States Copyright Act.

This publication is independently produced and has no official connection to any state, district, or national testing program.

Test names and organizational names used herein are the property of their respective trademark holders.



*Copyright ©*

# Welcome, Montana Math Explorer!

Ten steady rounds on the Treasure State math route

This book gives you ten full Grade 3 practice tests for MAST. Each round uses big skies, mountain trails, and patient problem reading to keep practice memorable while you read carefully, choose a strategy, show work, and check the answer.

## Montana Practice Promise

I will slow down for the question, circle what matters, solve one step at a time, and use mistakes as clues for getting stronger.

Read

Plan

Check

# How to Use This Book

A ten-session routine for Montana MAST review

1. **Preview the skills.** Read the quick review pages before the first test.
2. **Take one test at a time.** Treat each round like a stop on the Treasure State math route.
3. **Mark your confidence.** Put a small star beside problems you solved with a strong plan.
4. **Check, then retry.** For missed questions, try the problem again before reading the explanation.
5. **Track your next move.** Use the growth log to name one habit and one skill for the next test.

**Good rhythm:** Test one day, correct carefully the next day, then return for the next round when your corrections feel clear.



## What Is Inside?

Ten tests, 300 questions, and a full MAST review path

Part	What You Will Practice
Tests 1–3	Warm-up rounds for reading carefully, choosing operations, and using models.
Tests 4–6	Skill-building rounds with fractions, measurement, area, data, and two-step problems.
Tests 7–9	Stamina rounds for mixed review, neat work, and flexible strategies.
Test 10	Final round to show growth across the whole Montana book.
Answer Pages	Compact keys and explanations that show why each answer works.

The tests are mixed on purpose. Real test readiness means recognizing the skill even when the next question changes topic.

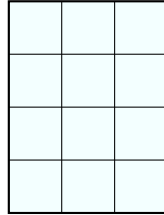


Scan me!  
For more practice  
& answers

# Table of Contents

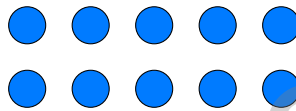
★ Practice Test 1	_____	14
★ Practice Test 2	_____	27
★ Practice Test 3	_____	39
★ Practice Test 4	_____	51
★ Practice Test 5	_____	63
★ Practice Test 6	_____	76
★ Practice Test 7	_____	88
★ Practice Test 8	_____	101
★ Practice Test 9	_____	114
★ Practice Test 10	_____	127
<b>Practice Test Answer Keys</b>	_____	<b>138</b>
<b>Practice Test Answers and Explanations</b>	_____	<b>144</b>

- 1) Ben counts unit squares to find the area of a shape. He counts 12 unit squares. What is the area?



- A. 6 square units                       C. 12 square units  
 B. 10 square units                       D. 24 square units

2)



Which multiplication sentence matches?

- A.  $10 + 0 = 10$                        C.  $7 \times 5 = 35$   
 B.  $2 \times 2 = 4$                        D.  $5 \times 2 = 10$
- 3) A classroom is shaped like a square with sides of 9 meters. What is the area of the classroom in square meters?



4) A rectangular mirror is 6 inches wide and 9 inches tall. How much area does the mirror cover?

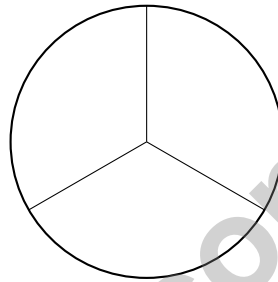
A. 30 sq in

C. 54 sq in

B. 108 sq in

D. 15 sq in

5) A circle is divided into equal parts. Each part is  $\frac{1}{3}$  of the circle. How many equal parts is the circle divided into?



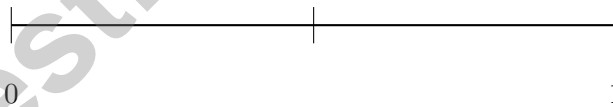
A. 2 parts

C. 4 parts

B. 3 parts

D. 6 parts

6) This is a number line from 0 to 1 divided into equal parts. How many parts do you see?



A. 1 part

C. 3 parts

B. 2 parts

D. 4 parts

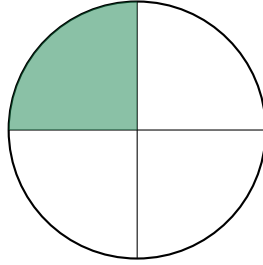


Scan me!  
For more practice  
& answers

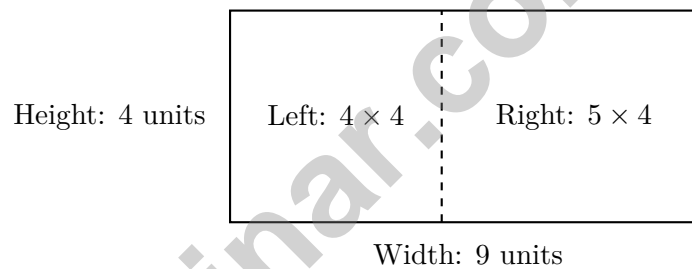




- 5) A pizza circle is divided into equal parts. Mia takes 1 part and it is  $\frac{1}{4}$  of the pizza. How many equal parts is the pizza divided into?



- A. 2 parts                       C. 4 parts  
 B. 3 parts                       D. 6 parts
- 6) This rectangle is split by a vertical line:



Which is the correct distributive property equation?

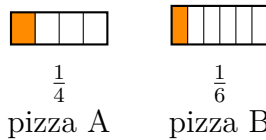
- A.  $4 \times (4 + 5) = (4 \times 4) + (4 \times 5) = 16 + 20 = 36$   
 B.  $9 + 4 = 13$   
 C.  $(4 \times 4) + (5 \times 4) = 16 + 20 = 36$   
 D.  $(4 + 5) \times 4 = 36$





5) A tiled rectangle has two parts:  $10 \times 3 = 30$  and  $10 \times 7 = 70$ . Which expanded distributive equation is correct?

- A.  $10 \times (3 + 7) = 10 + 10 = 20$        C.  $10 \times 3 + 7 = 37$   
 B.  $(10 \times 3) + (10 \times 7) = 30 + 70 = 100$      D.  $3 + 7 = 10$

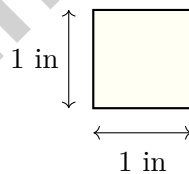


6)

The bars show  $\frac{1}{4}$  of pizza A and  $\frac{1}{6}$  of pizza B. Pizza B is bigger than pizza A. Can you say  $\frac{1}{4} > \frac{1}{6}$ ?

- A. Yes, because fourths are always bigger than sixths       C. Yes, the picture shows it  
 B. No, we can only compare when the wholes are the same size       D. No, because 6 is bigger than 4

7) Which measurement describes a unit square in inches?



- A. Side length 2 inches, area 2 square inches       C. Side length 1 inch, area 2 square inches  
 B. Side length 1 inch, area 1 square inch       D. Side length 2 inches, area 4 square inches

## Practice Test Answer Keys

**How to use this section with a Grade 3 student:**

1. check the answer first
2. mark questions to try again
3. rework the problem before reading the full explanation

**A calm correction routine turns every missed item into useful practice.**

Testinar.com



## Practice Test Answers and Explanations

### Practice Test 1 Answers and Explanations

- 1) **Choice C is correct.** **(3.MD.6)** If a shape covers 12 unit squares, the area is 12 square units.
- 2) **Choice D is correct.** **(3.OA.1)** The picture shows 5 columns with 2 circles in each column. So  $5 \times 2 = 10$  or  $2 \times 5 = 10$ .
- 3) **The correct answer is 81 square meters.** **(3.MD.5)** For a square, multiply side by side:  $9 \times 9 = 81$  square meters.
- 4) **Choice C is correct.** **(3.MD.8)** Area = width  $\times$  height =  $6 \times 9 = 54$  square inches.
- 5) **Choice B is correct.** **(3.G.2)** If each part is  $\frac{1}{3}$ , the circle is divided into 3 equal parts.
- 6) **Choice B is correct.** **(3.NF.1)** One tick in the middle divides into 2 equal parts.
- 7) **Choice C is correct.** **(3.OA.8)** Step 1: Total money:  $15 + 20 = 35$  dollars. Step 2: Subtract spent:  $35 - 18 = 17$  dollars left.
- 8) **Choice C is correct.** **(3.MD.2)** Read directly from the measuring cup: 500 mL.
- 9) **Choice C is correct.** **(3.NF.2)** The point is at 3 on a distance from 0 to 4. Since 3 out of 4 equal units are covered, the point is  $\frac{3}{4}$  of the way from 0 to 4.
- 10) **Choice B is correct.** **(3.MD.5)** Composite shapes are found by dividing them into non-overlapping rectangles, finding each area, and adding them together. Choice A fails because an L-shape is not a single rectangle. Choices C and D are incorrect methods.
- 11) **Choice B is correct.** **(3.MD.3)** Blue is 4 units, tallest.  $4 \times 10 = 40$  cans, the most.
- 12) **Choice A is correct.** **(3.NF.2)** Both bars show the same shaded region (one-half of each bar). They are equivalent fractions.
- 13) **Choice B is correct.** **(3.NF.3)**  $\frac{4}{8}$  and  $\frac{1}{2}$  both equal half of a whole.
- 14) **Choice D is correct.** **(3.NF.3)**  $\frac{2}{4} = \frac{1}{2}$ . Choices A, B, and C are all equivalent. Only  $\frac{3}{4}$  is different.
- 15) **Choices B and C are correct.** **(3.OA.4)** Choice B is true because  $48 \div 6 = 8$ . Choice C is true because  $7 \times 7 = 49$ . Choice A is false ( $6 \times 8 = 48$ , not 42). Choice D is false ( $54 \div 9 = 6$ , not 5). Choice E is false ( $4 \times 9 = 36$ , not 35).
- 16) **Choice C is correct.** **(3.MD.1)** From 3 : 14 to 3 : 56:  $56 - 14 = 42$  minutes.
- 17) **Choice B is correct.** **(3.OA.7)** The fact family for 3, 6, and 18 includes:  $3 \times 6 = 18$ ,  $6 \times 3 = 18$ ,  $18 \div 3 = 6$ , and  $18 \div 6 = 3$ . Choice B shows one multiplication fact and its related division fact.
- 18) **Choice D is correct.** **(3.OA.2)** Putting items into bags of a fixed size is measurement division: How many bags of 6 fit in 18?  $18 \div 6 = 3$ .
- 19) **Choice D is correct.** **(3.OA.6)** To solve  $72 \div 8 = \square$ , find  $\square \times 8 = 72$ . The multiplication fact  $8 \times 9 = 72$  tells us the answer is 9 items per group.
- 20) **Choice B is correct.** **(3.MD.5)** Count the rows: 9 rows. Count across: 6 unit squares per row. Total:  $6 + 6 + 6 + 6 + 6 + 6 + 6 + 6 + 6 = 54$  unit squares cover the playground.
- 21) **Choice D is correct.** **(3.MD.6)**  $9 \times 3 = 27$  unit squares.
- 22) **Choice D is correct.** **(3.OA.5)** Groups 1 and 2 keep the factors in the same order and only change the grouping:  $(2 \times 6) \times 5 = 2 \times (6 \times 5)$ . Group 3 also has product 60, but it changes the order of the factors.
- 23) **The correct answer is 1.** **(3.NF.2)** The right endpoint is  $\frac{2}{2} = 1$ .
- 24) **Choice B is correct.** **(3.NF.1)** The rectangle is divided into 6 equal parts. One part is shaded, so the shaded fraction is  $\frac{1}{6}$  (one-sixth).
- 25) **The correct answer is 64 square units.** **(3.MD.8)**  $8 \times 8 = 64$  square units. Perfect square.
- 26) **Choice B is correct.** **(3.NBT.3)** When we multiply  $8 \times 40$ , we can break it down:  $8 \times 40 = 8 \times (4 \times 10) = (8 \times 4) \times 10 = 32 \times 10 = 320$ . The zero comes from multiplying by 10, not from the zero in "40".
- 27) **Choice B is correct.** **(3.NF.3)** Two thirds (with thirds) covers more area than two fourths (with fourths). Larger pieces means larger total.
- 28) **Choice B is correct.** **(3.MD.4)** At  $5\frac{1}{2}$  there are 4 X's. At  $5\frac{1}{4}$  there are 2, at  $5\frac{3}{4}$  there is 1, and at 6 there is 1.
- 29) **Choice D is correct.** **(3.OA.3)** There are 3 equal groups of 8 marbles. Multiply:  $3 \times 8 = 24$  marbles.
- 30) **Choice A is correct.** **(3.NBT.1)** The tens digit is 1. Since  $1 < 5$ , round down: 916 rounds to 900.



Notes From the Math Gardener

## Hi, Math Gardener!

◇ Look at how much you grew! 10 tests is like 10 weeks of taking care of your math garden. Every problem was a seed. Every try was water. ◇

★ **Gardeners say:** growth takes time. You can't see roots, but they are there. You can't always feel smarter, but you are. Your math garden is full! ★

### Garden Check-Up

- **Roots:** STRONG! Your basic math is solid.
- **Stems:** STURDY! You can do step-by-step problems.
- **Leaves:** GREEN! You have lots of math tools.
- **Flowers:** BRIGHT! You feel proud of your work.

**Gardener tip:** keep watering your math garden long after the test. Every habit you built will grow with you for years!

If you want to share something or ask a question, please email me at [jay@testinar.com](mailto:jay@testinar.com).

**Jay Daie**

Your Math Gardener

# PRACTICE TODAY. SUCCEED TOMORROW!

Give your child the advantage they need in **Grade 3 Math** with 10 full-length practice tests that build skills, boost confidence, and improve results. Designed to mirror real test formats, this book helps students master essential math concepts and feel ready for any challenge.



## INSIDE THIS BOOK:



### 10 Full-Length Practice Tests

Realistic tests that simulate the look and feel of actual Grade 3 math assessments.



### Standards-Aligned

Covers all essential Grade 3 math topics based on current learning standards.



### Build Skills & Confidence

Strengthens problem-solving, critical thinking, and test-taking skills with every practice.



### Track Progress & Improve

Identify strengths and weaknesses to focus on what matters most.



### Prepare for Success

Better preparation leads to higher scores and brighter futures.

## COVERS ALL KEY TOPICS

- ✓ Whole Numbers & Operations
- ✓ Fractions & Decimals
- ✓ Algebraic Thinking
- ✓ Geometry
- ✓ Measurement & Data
- ✓ Graphing & Data Analysis
- ✓ Number Patterns
- ✓ Word Problems
- ✓ Ratio & Proportion
- ✓ Perimeter, Area & Volume
- ✓ And More!



### Visit [testinar.com/math3](https://testinar.com/math3)

for more Grade 3 math resources and practice materials!

## THE MORE THEY PRACTICE, THE BETTER THEY PERFORM.

Help your child build a strong foundation and achieve their best in math!

PRACTICE  
PREPARE  
SUCCEED!



Designed for  
Grade 3  
Students



Build Strong  
Math Skills



Practice with  
Purpose