

# 3

# Georgia Milestones

## GRADE 3

# MATH PRACTICE TESTS

Standards-Aligned  
Practice for Stronger  
Math Skills and  
Test Readiness



Build Confidence  
with Targeted Practice

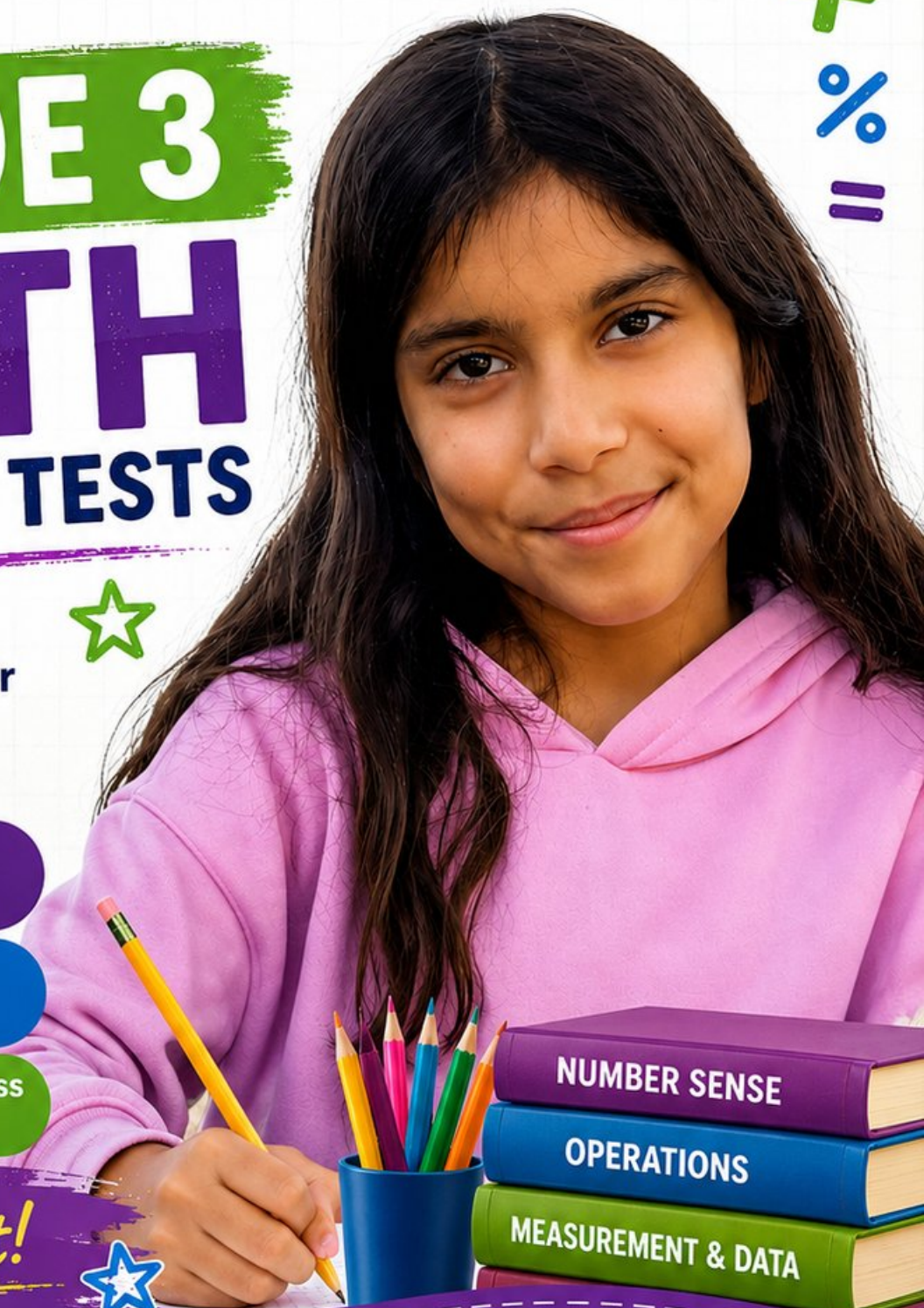


Strengthen Skills  
in Key Math Concepts



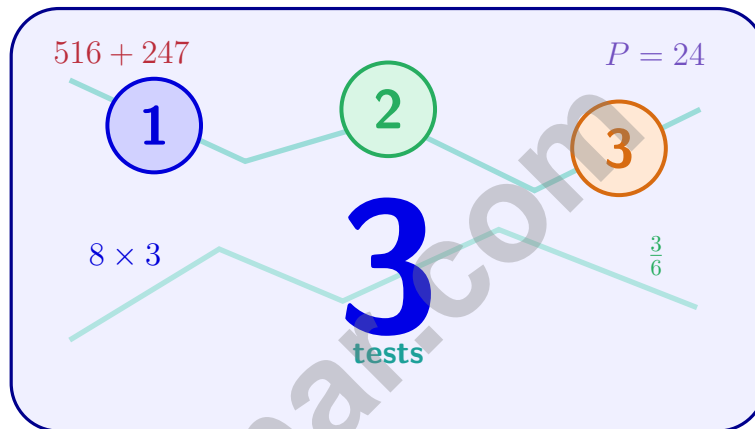
Improve Test Readiness  
with Realistic Practice

Be Ready.  
Do Your Best!



# 3 Georgia Milestones Grade 3 Math Practice Tests

*Standards-Aligned Practice for Stronger Math Skills and Test Readiness*



Three 30-question trail tests packed with Grade 3 review, Georgia Milestones strategy tips, answer keys, and step-by-step explanations that turn every miss into the next move.

**Jay Daie and Reza Nazari**



# Copyright ©

## Testinar Inc



Published by Testinar Inc

[Testinar.com](http://Testinar.com)

All rights reserved. No part of this publication may be reproduced, distributed, or transmitted in any form or by any means, including photocopying, recording, or other electronic or mechanical methods, without the prior written permission of the author, except in the case of brief quotations embodied in critical reviews and certain other noncommercial uses permitted by copyright law, including Section 107 or 108 of the 1976 United States Copyright Act.

This publication is independently produced and has no official connection to any state, district, or national testing program.

Test names and organizational names used herein are the property of their respective trademark holders.



*Copyright ©*

# Welcome to the Georgia Math Trail

Three tests, one trail, and a stronger Grade 3 thinker at the end



## To the Grade 3 Trail Scout

This book is your practice trail for the Georgia Milestones. You will multiply and divide, read graphs, work with fractions, measure time, find area, and explain your thinking – one trail marker at a time.

Some problems will feel quick, like a clear stretch of wide open trail. Some will ask you to slow down, draw, count, or try again. That slow part is where strong math grows. Every page gives your brain another chance to spot, choose, and build.

### Spot

Read carefully and find what the problem is really asking.

### Sketch

Use numbers, arrays, number lines, or labels to make your thinking visible.

### Signal

Check that your answer makes sense before you wave the next question on.

**Trail promise:** I will read like a tracker, sketch like a planner, and check like a careful scout. I do not have to be perfect to keep moving forward.

# How to Use This Book

A four-step trail plan that turns practice into progress

## Step 1: Pack Your Pack

**Read the Quick Review first.**  
Wake up the Grade 3 ideas you will need before you set foot on the trail.

## Step 2: Hit the Trail

**Take one full test.**  
Thirty questions. Pencil sharp, work shown, calm pace – one marker at a time.

## Step 3: Campfire Check

**Check answers honestly.**  
Circle missed questions. Star any problem that felt confusing – those are tomorrow’s clues.

## Step 4: Track Back

**Fix a few mistakes.**  
Read the explanation, rework the problem, and carry that lesson up the next stretch of trail.

## A Three-Week Trail Plan

<b>Week 1</b>	Hike Test 1. Map what feels strong and what needs a second look.
<b>Week 2</b>	Hike Test 2. Sharpen the habits: read slow, sketch the model, label every number.
<b>Week 3</b>	Hike Test 3. Bring everything – facts, models, checks, and calm focus.

**Best trail habit:** Do not only ask, “What did I score?” Ask, “What did I learn how to do better?”



# Test Overview

## What waits on the trail and what each practice test builds

Each practice test has 30 questions. Together they walk you through the kind of math thinking the Georgia Milestones asks Grade 3 students to use: read carefully, choose a strategy, show work, and check whether an answer makes sense.

### Selected-Response Questions

Pick the best answer from the choices. Strong scouts estimate first, cross out answers that cannot be right, and reread the question before circling.

### Open-Ended Questions

Write the answer and show the thinking. A clear response uses neat numbers, helpful labels, and a short model or explanation.

### Grade 3 Ideas You Will Meet on the Trail

- multiplication, division, arrays, equal groups, and fact fluency
- rounding, adding, subtracting, and multiplying by multiples of 10
- fractions, number lines, equivalent fractions, and comparing fractions
- time, mass, liquid volume, picture graphs, bar graphs, and line plots
- area, perimeter, unit squares, rectangles, and shapes
- two-step word problems and explaining a solution path

**What strong Milestones work looks like:** the scout reads the whole problem, picks a sensible strategy, writes numbers neatly, labels the answer, and checks that the answer truly fits the question.

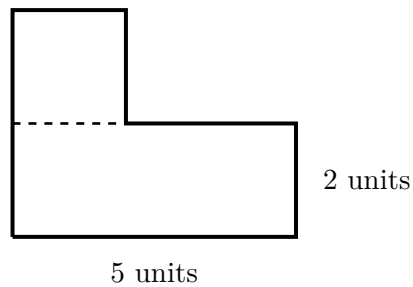


Scan me!  
For more practice  
& answers

# Table of Contents

★ Practice Test 1	_____	16
★ Practice Test 2	_____	28
★ Practice Test 3	_____	39
Practice Test Answer Keys	_____	51
Practice Test Answers and Explanations	_____	54

- 1) An L-shaped garden with dashed decomposition lines shows:



The bottom part is 5 units by 2 units. The top part is 2 units by 2 units. What is the total area?

- A. 4 sq units                       C. 10 sq units  
 B. 14 sq units                     D. 20 sq units
- 2) A rectangle is divided with 2 vertical lines making 3 equal columns. What fraction of the rectangle is 2 columns?



- A.  $\frac{1}{3}$                                        C.  $\frac{3}{3}$   
 B.  $\frac{2}{3}$                                        D.  $\frac{1}{2}$
- 3) Which measurement describes how much space is inside a shape?
- A. Area                                       C. Distance  
 B. Perimeter                                 D. Length



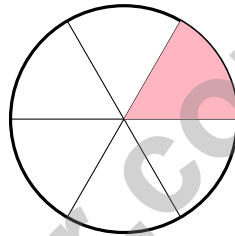
4) A rectangle is 6 units long and 8 units wide. Which shows its area broken into two smaller rectangles?

- A.  $6 \times 8 = 6 \times (3 + 5) = (6 \times 3) + (6 \times 5)$      C.  $6 + 8 = 14$   
 B.  $6 \times 8 = 48$      D.  $6 + 8 + 6 + 8 = 28$

5) Eli has 24 marbles. He makes 6 equal piles. How many marbles are in each pile?

- A. 3     C. 5  
 B. 6     D. 4

6) Look at this circle divided into 6 equal parts. One part is shaded.



What fraction is shaded?

- A.  $\frac{1}{6}$      C.  $\frac{6}{6}$   
 B.  $\frac{1}{5}$      D.  $\frac{2}{6}$

7) A class starts at 9 : 15 AM and ends at 10 : 05 AM. How long is the class?

- A. 50 minutes     C. 60 minutes  
 B. 55 minutes     D. 45 minutes

8) Mia colors part of a circle. She colors  $\frac{3}{6}$  red and  $\frac{1}{2}$  blue on two identical circles. Which statement is true?

- A. She colored more blue.     C. She colored the same amount.  
 B. Blue and red use different shapes.     D. She colored more red.



Scan me!  
For more practice  
& answers

- 9) Two students each divided a number line from 0 to 1 into equal parts. Maya used 4 parts; Jacob used 6 parts. Which unit fraction is bigger?
- A.  $\frac{1}{4}$  (Maya's)  C. They are the same size  
 B.  $\frac{1}{6}$  (Jacob's)  D. Cannot compare without a picture
- 10) Which fraction equals  $\frac{1}{4}$ ?
- A.  $\frac{2}{4}$   C.  $\frac{1}{8}$   
 B.  $\frac{2}{8}$   D.  $\frac{3}{8}$
- 11) A rectangular field is 6 meters long and 8 meters wide. How many square meters is the field?
- A. 14 sq m  C. 42 sq m  
 B. 28 sq m  D. 48 sq m
- 12) Two shelves each have cookies. Shelf 1 has 3 piles of 4 cookies. Shelf 2 has 4 piles of 3 cookies. How many cookies on each shelf?
- A. Shelf 1 has more  C. Both shelves have 7 cookies  
 B. Shelf 2 has more  D. Both shelves have 12 cookies
- 13) Round 92 to the nearest 10.
- A. 80  C. 92  
 B. 100  D. 90
- 14) Which TWO of the following equal 350? Select the two correct answers.
- A.  $5 \times 70$   
 B.  $7 \times 50$   
 C.  $7 \times 30$   
 D.  $5 \times 60$   
 E.  $5 \times 50$

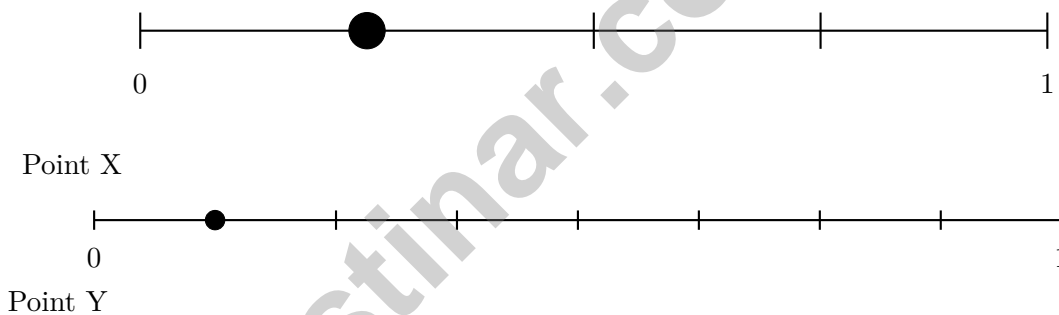


1) Look at the pattern in the table. What is  $8 \times 10$ ?

Problem	Product
$3 \times 10$	30
$5 \times 10$	50
$7 \times 10$	70
$8 \times 10$	?

- A. 18                       C. 810  
 B. 80                       D. 108

2) A number line from 0 to 1 has two unlabeled points. Point X is at the first tick of a 4-part line. Point Y is at the first tick of an 8-part line. Which is farther from 0?



- A. Point X                       C. They are equidistant  
 B. Point Y                       D. Cannot be determined

3) If a number line from 0 to 3 is divided into thirds, how many thirds tall is the entire line?



1) A zoo has about 475 animals. Round to the nearest 100 to estimate.

A. 400

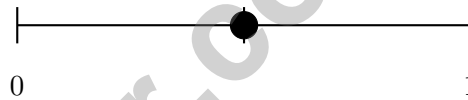
C. 480

B. 470

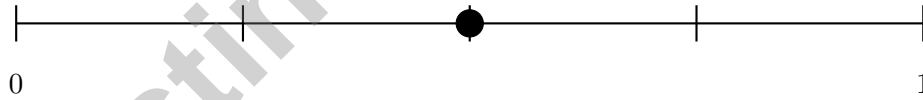
D. 500

2) A bar graph shows books. Maya's bar is 7 units (scale: 2 books per unit). Leo's bar is 5 units (scale: 2 books per unit). How many fewer books does Leo have than Maya?

3) Two number lines show the same interval from 0 to 1. One is divided into 2 parts, the other into 4 parts. Which statement is true?



Line A



Line B

A. Line A shows  $\frac{1}{4}$  and Line B shows  $\frac{2}{4}$

C. Line A shows  $\frac{1}{2}$  and Line B shows  $\frac{4}{4}$

B. Both lines show the same point: halfway from 0 to 1

D. Line B shows a fraction larger than Line A



Scan me!  
For more practice  
& answers

4) What is the main difference between a square and a rhombus?

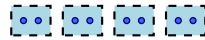
- A. A square has more sides                       C. A rhombus is larger  
 B. A square has 4 right angles; a rhombus may not       D. A square has no parallel sides

5) Which number sentence shows the distributive property?

- A.  $7 \times 4 = 28$      C.  $4 \times 7 = 7 \times 4$   
 B.  $(3 \times 2) \times 5 = 3 \times (2 \times 5)$                        D.  $7 \times (5 + 2) = 7 \times 5 + 7 \times 2$

6) Which picture shows 12 items divided equally into 4 groups?

- A. Four groups of two




- B. Three groups of four



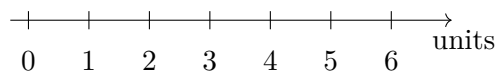
- C. Twelve groups of one



- D. Four groups of three



7)



On a number line, the distance from 0 to 4 is divided into fourths. Which mark shows  $\frac{3}{4}$  of the distance from 0 to 4?

- A. 3.5     C. 4  
 B. 2     D. 3

## Practice Test Answer Keys

**How to use this section with a Grade 3 student:**

1. check the answer first
2. mark questions to try again
3. rework the problem before reading the full explanation

**A calm correction routine builds stronger math habits.**

Testinar.com



Scan me!  
For more practice  
& answers

## Practice Test Answers and Explanations

### Practice Test 1 Answers and Explanations

- 1) **Choice B is correct.** **(3.GSR.8.2)** Bottom:  $5 \times 2 = 10$  sq units. Top:  $2 \times 2 = 4$  sq units. Total:  $10 + 4 = 14$  sq units.
- 2) **Choice B is correct.** **(3.NR.4.1)** Two columns out of three equal columns is  $\frac{2}{3}$ .
- 3) **Choice A is correct.** **(3.GSR.7.3)** Area is the amount of space inside a flat shape, measured in square units.
- 4) **Choice A is correct.** **(3.GSR.7.2)** The distributive property lets us split 8 into  $3 + 5$  and add two smaller areas:  $18 + 30 = 48$ . This matches tiling the rectangle in two parts.
- 5) **Choice D is correct.** **(3.NR.4.1)**  $24 \div 6 = 4$ . Divide the total marbles by the number of piles.
- 6) **Choice A is correct.** **(3.PAR.2.2)** The circle is divided into 6 equal parts. One part is shaded, so the shaded fraction is  $\frac{1}{6}$  (one-sixth).
- 7) **Choice A is correct.** **(3.MDR.5.2)** From 9 : 15 to 10 : 15 is 60 minutes. The class ends at 10 : 05, 10 minutes earlier:  $60 - 10 = 50$  minutes. Distractor C (just adds 1 hour), B (off-by-5), D (subtracts too much).
- 8) **Choice C is correct.** **(3.NR.4.4)**  $\frac{3}{6} = \frac{1}{2}$ . Both represent one-half of the circle.
- 9) **Choice A is correct.** **(3.NR.4.1)** Fewer parts means each unit fraction is larger.  $\frac{1}{4} > \frac{1}{6}$  because  $4 < 6$ .
- 10) **Choice B is correct.** **(3.NR.4.4)** Multiply numerator and denominator by 2:  $\frac{1 \times 2}{4 \times 2} = \frac{2}{8}$ .
- 11) **Choice D is correct.** **(3.MDR.5.5)** Area =  $6 \times 8 = 48$  square meters.
- 12) **Choice D is correct.** **(3.PAR.3.3)** Shelf 1:  $3 \times 4 = 12$ . Shelf 2:  $4 \times 3 = 12$ . By the commutative property, both equal 12.
- 13) **Choice D is correct.** **(3.NR.1.3)** The ones digit is 2. Since  $2 < 5$ , round down: 92 rounds to 90.
- 14) **Choices A and B are correct.** **(3.PAR.3.5)**  $5 \times 70 = 350$  (multiply  $5 \times 7 = 35$ , add zero).  $7 \times 50 = 350$  (multiply  $7 \times 5 = 35$ , add zero). C:  $7 \times 30 = 210$ . D:  $5 \times 60 = 300$ . E:  $5 \times 50 = 250$ . Choices A and B equal 350.
- 15) **Choice D is correct.** **(3.PAR.2.2)** Step 1: Find cars per section:  $8 \times 3 = 24$  cars. Step 2: Find total:  $4 \times 24 = 96$  cars.
- 16) **The correct answer is  $\frac{3}{1}$ .** **(3.NR.4.4)**  $3 = \frac{3}{1}$ .
- 17) **Choice C is correct.** **(3.NR.4.1)** Point N is at 3 on a number line from 0 to 4. The fraction is  $\frac{3}{4}$ .
- 18) **Choice D is correct.** **(3.GSR.8.2)**  $P = 2(7) + 2(3) = 14 + 6 = 20$  units.
- 19) **Choice B is correct.** **(3.GSR.7.3)** 4 rows  $\times$  8 columns =  $4 \times 8 = 32$  tiles. Reverse order from typical.
- 20) **The correct answer is  $\frac{3}{4}$ .** **(3.NR.4.1)** The third tick out of 4 equal parts is  $\frac{3}{4}$ .
- 21) **Choice C is correct.** **(3.MDR.5.5)** The rectangle is 2 units wide and 5 units tall:  $2 \times 5 = 10$  unit squares.
- 22) **Choice C is correct.** **(3.GSR.7.2)** A quadrilateral with two pairs of parallel sides is called a parallelogram. A trapezoid has only one pair of parallel sides.
- 23) **Choice C is correct.** **(3.GSR.7.1)** Count the rows: 3 rows. Count across: 8 tiles per row. Total:  $8 + 8 + 8 = 24$  square tiles are needed to cover the floor.
- 24) **Choice B is correct.** **(3.PAR.3.5)** Area = length  $\times$  width =  $7 \times 6 = 42$  square inches.
- 25) **Choice A is correct.** **(3.MDR.5.5)** 800 g is more than 500 g, so the left side is heavier.
- 26) **Choice C is correct.** **(3.PAR.3.2)**  $5 \times 7 = 35$ , which is odd. Choices A, B, D all have an even factor, so they give even products.
- 27) **Choice D is correct.** **(3.PAR.3.7)** If  $2 \times 8 = 16$ , then  $16 \div 2 = 8$  and  $16 \div 8 = 2$ . The division answers are the factors.
- 28) **Choice D is correct.** **(3.PAR.3.7)** Divide:  $40 \div 5 = 8$  apples per group.
- 29) **Choice A is correct.** **(3.PAR.3.7)** Divide:  $48 \div 8 = 6$  bracelets.
- 30) **The correct answer is 2 scores.** **(3.MDR.5.4)** The scores 81 and 82 points each occur once, so there are 2 scores occurring exactly once.

### Practice Test 2 Answers and Explanations

## Hi, Brave Explorer!

◇ What a trip! You explored 3 full tests. You went to many math places: multiplication, fractions, area, time, and more. ◇

★ **Smart explorers know:** every trip teaches something. Through 3 tests, you learned a lot. You are a stronger math explorer now. ★

### Your Explorer Tools

- **Map Reading:** You read problems carefully.
- **Trail Skills:** You take steps in the right order.
- **Backpack:** You have many math tools.
- **Brave Heart:** You explore even hard problems.

**Explorer tip:** on test day, use the tools you packed. You have the skills. You are ready!

If you want to share something or ask a question, please email me at [jay@testinar.com](mailto:jay@testinar.com).

**Jay Daie**

Your Math Trail Guide

# 3 GRADE 3 MATH PRACTICE TESTS

Practice Today. Succeed Tomorrow!



Give your child the tools to build strong math skills and test confidence!

This book includes 3 full-length Grade 3 Math practice tests that mirror real test formats and cover all key math standards. With a wide range of question types and real-world problems, students will gain the practice and confidence they need to do their best!

## What's Inside?



### Standards-Aligned Practice

Questions designed to cover essential Grade 3 math standards.



### Variety of Question Types

Multiple-choice, short answer, and more to build well-rounded skills.



### Real-World Applications

Engaging problems that connect math to everyday life.



### Step-by-Step Progress

Track improvement and build confidence with every test.



### Build Skills & Boost Confidence

Strengthen understanding and feel prepared for test day.

## COVERS ALL ESSENTIAL TOPICS

- ✓ Whole Numbers & Operations
- ✓ Fractions & Decimals
- ✓ Algebraic Thinking
- ✓ Geometry
- ✓ Measurement & Data
- ✓ Number Patterns
- ✓ Word Problems
- ✓ Ratio & Proportion
- ✓ Perimeter, Area & Volume
- ✓ Graphing & Data Analysis
- ✓ And More!



More Grade 3 Math Resources & Practice Materials

[testinar.com/math3](https://testinar.com/math3)

**PRACTICE. PREPARE. SUCCEED.**