

3

New Jersey

NJSLA

GRADE 3

MATH

PRACTICE TESTS

+

%

=

Standards-Aligned
Practice for Stronger
Math Skills and
Test Readiness



Build Confidence
with Targeted Practice



Strengthen Skills
in Key Math Concepts



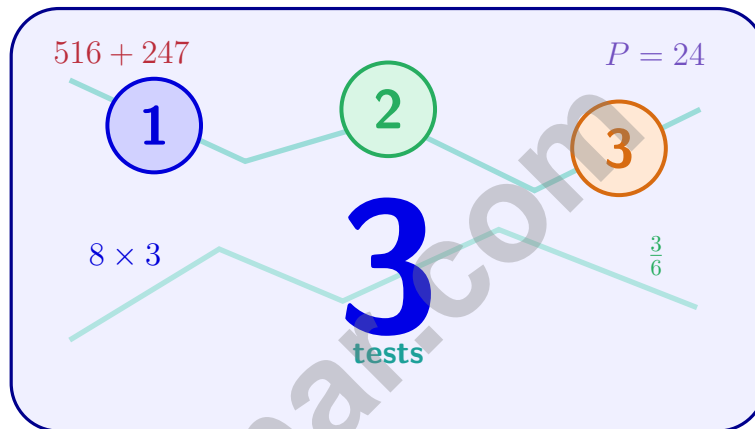
Improve Test Readiness
with Realistic Practice

Be Ready.
Do Your Best!



3 New Jersey NJSLA Grade 3 Math Practice Tests

Standards-Aligned Practice for Stronger Math Skills and Test Readiness



Three 30-question trail tests packed with Grade 3 review, New Jersey NJSLA strategy tips, answer keys, and step-by-step explanations that turn every miss into the next move.

Jay Daie and Reza Nazari



Copyright ©

Testinar Inc



Published by Testinar Inc

Testinar.com

All rights reserved. No part of this publication may be reproduced, distributed, or transmitted in any form or by any means, including photocopying, recording, or other electronic or mechanical methods, without the prior written permission of the author, except in the case of brief quotations embodied in critical reviews and certain other noncommercial uses permitted by copyright law, including Section 107 or 108 of the 1976 United States Copyright Act.

This publication is independently produced and has no official connection to any state, district, or national testing program.

Test names and organizational names used herein are the property of their respective trademark holders.



Copyright ©

Welcome to the New Jersey Math Trail

Three tests, one trail, and a stronger Grade 3 thinker at the end



To the Grade 3 Trail Scout

This book is your practice trail for the New Jersey NJSLA. You will multiply and divide, read graphs, work with fractions, measure time, find area, and explain your thinking – one trail marker at a time.

Some problems will feel quick, like a clear stretch of wide open trail. Some will ask you to slow down, draw, count, or try again. That slow part is where strong math grows. Every page gives your brain another chance to spot, choose, and build.

Spot

Read carefully and find what the problem is really asking.

Sketch

Use numbers, arrays, number lines, or labels to make your thinking visible.

Signal

Check that your answer makes sense before you wave the next question on.

Trail promise: I will read like a tracker, sketch like a planner, and check like a careful scout. I do not have to be perfect to keep moving forward.

How to Use This Book

A four-step trail plan that turns practice into progress

Step 1: Pack Your Pack

Read the Quick Review first.
Wake up the Grade 3 ideas you will need before you set foot on the trail.

Step 2: Hit the Trail

Take one full test.
Thirty questions. Pencil sharp, work shown, calm pace – one marker at a time.

Step 3: Campfire Check

Check answers honestly.
Circle missed questions. Star any problem that felt confusing – those are tomorrow’s clues.

Step 4: Track Back

Fix a few mistakes.
Read the explanation, rework the problem, and carry that lesson up the next stretch of trail.

A Three-Week Trail Plan

Week 1	Hike Test 1. Map what feels strong and what needs a second look.
Week 2	Hike Test 2. Sharpen the habits: read slow, sketch the model, label every number.
Week 3	Hike Test 3. Bring everything – facts, models, checks, and calm focus.

Best trail habit: Do not only ask, “What did I score?” Ask, “What did I learn how to do better?”



Test Overview

What waits on the trail and what each practice test builds

Each practice test has 30 questions. Together they walk you through the kind of math thinking the New Jersey NJSLA asks Grade 3 students to use: read carefully, choose a strategy, show work, and check whether an answer makes sense.

Selected-Response Questions

Pick the best answer from the choices. Strong scouts estimate first, cross out answers that cannot be right, and reread the question before circling.

Open-Ended Questions

Write the answer and show the thinking. A clear response uses neat numbers, helpful labels, and a short model or explanation.

Grade 3 Ideas You Will Meet on the Trail

- multiplication, division, arrays, equal groups, and fact fluency
- rounding, adding, subtracting, and multiplying by multiples of 10
- fractions, number lines, equivalent fractions, and comparing fractions
- time, mass, liquid volume, picture graphs, bar graphs, and line plots
- area, perimeter, unit squares, rectangles, and shapes
- two-step word problems and explaining a solution path

What strong NJSLA work looks like: the scout reads the whole problem, picks a sensible strategy, writes numbers neatly, labels the answer, and checks that the answer truly fits the question.



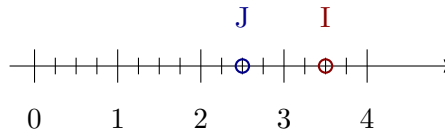
Scan me!
For more practice
& answers

+ - 3 × ÷

Testinar.com

Table of Contents

★ Practice Test 1	_____	17
★ Practice Test 2	_____	30
★ Practice Test 3	_____	42
Practice Test Answer Keys	_____	53
Practice Test Answers and Explanations	_____	56



1)

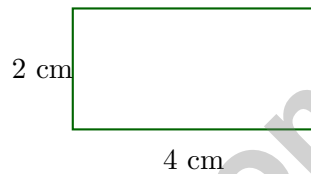
On a number line from 0 to 4 divided into fourths, point J is at 2.5 and point I is at 3.5. Which two fractions label these points?

A. $J = \frac{10}{4}, I = \frac{14}{4}$

C. $J = \frac{8}{4}, I = \frac{14}{4}$

B. $J = \frac{10}{4}, I = \frac{13}{4}$

D. $J = \frac{5}{4}, I = \frac{7}{4}$



2)

Find the area of the rectangle shown above.

A. 6 sq cm

C. 4 sq cm

B. 8 sq cm

D. 12 sq cm

3) A city library has some books. After donating 156 books, it has 489 books left. How many books did the library have at the start?

A. 645

C. 646

B. 635

D. 636

4) What is the missing number? $28 \div \square = 7$

A. 3

C. 5

B. 6

D. 4



Scan me!
For more practice
& answers

5) What is $40 \div 5$?


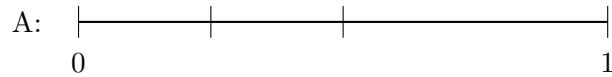
A. 7

C. 9

B. 10

D. 8

6) Which number line correctly divides from 0 to 1 into 3 equal parts?



A. Option A

C. Neither

B. Option B

D. Both

7) $\frac{1}{3} = \frac{2}{?}$. What is the missing denominator?

A. 4

C. 8

B. 6

D. 9

8) Noah has a square poster with sides of 6 inches. What is the area of the poster?

A. 12 sq in

C. 30 sq in

B. 24 sq in

D. 36 sq in

9) Which of these has a perimeter of 24 feet?

A. Square with side 4 ft

C. Square with side 5 ft

B. Rectangle with length 6 ft and width 3 ft

D. Rectangle with length 8 ft and width 4 ft



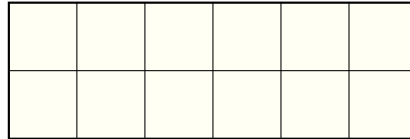
10) What number makes the equation true?

$$36 \div \square = 9$$

- A. 4
- B. 5

- C. 6
- D. 3

11)



How many unit squares are in this rectangle?

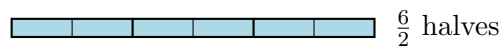


12) Look at this pattern: 10, 20, 30, 40.
What is the next number?

- A. 45
- B. 60

- C. 55
- D. 50

13) The picture shows $\frac{6}{2}$. How many wholes?



- A. 2
- B. 3

- C. 6
- D. 1



Scan me!
For more practice
& answers

- 1) How many stars are there? Skip count by 10s to find the total.

$$3 \text{ groups of } 10 = 3 \times 10 = ?$$



- A. 13 C. 31
 B. 103 D. 30
- 2) A rectangular garden plot measures 5 units by 6 units. Ben wants to cover it with unit square pavers. How many pavers will he need without gaps or overlaps?
- A. 11 pavers C. 22 pavers
 B. 30 pavers D. 36 pavers
- 3) This shape is made of unit squares on a grid.



Count the unit squares. What is the area?

- A. 24 sq units C. 35 sq units
 B. 30 sq units D. 40 sq units
- 4) A garden is 7 feet long and 5 feet wide. What is its area?
- A. 12 sq ft C. 24 sq ft
 B. 35 sq ft D. 70 sq ft



Practice Test Answer Keys

How to use this section with a Grade 3 student:

1. check the answer first
2. mark questions to try again
3. rework the problem before reading the full explanation

A calm correction routine builds stronger math habits.

Testinar.com



Scan me!
For more practice
& answers

Practice Test Answers and Explanations

Practice Test 1 Answers and Explanations

- 1) **Choice A is correct.** **(3.NF.A.2)** At 2.5 on fourths: $\frac{10}{4}$. At 3.5 on fourths: $\frac{14}{4}$.
- 2) **Choice B is correct.** **(3.M.C.6)** Area = length \times width = $4 \times 2 = 8$ square centimeters. Choice A (6) is the sum; C (4) is one dimension; D (12) is 4×3 .
- 3) **Choice A is correct.** **(3.NBT.A.2)** Add to find the starting amount: $489 + 156 = 645$. Check: $645 - 156 = 489$.
- 4) **Choice D is correct.** **(3.OA.B.6)** If $28 \div \square = 7$, then $7 \times \square = 28$. Since $7 \times 4 = 28$, the missing number is 4.
- 5) **Choice D is correct.** **(3.OA.C.7)** $40 \div 5 = 8$ because $8 \times 5 = 40$.
- 6) **Choice B is correct.** **(3.NF.A.1)** Option B has equal spacing. Option A is unequal; distances differ.
- 7) **Choice B is correct.** **(3.NF.A.3)** The numerator was multiplied by 2 (from 1 to 2). Multiply the denominator by 2: $3 \times 2 = 6$. So $\frac{1}{3} = \frac{2}{6}$.
- 8) **Choice D is correct.** **(3.M.B.4)** Area of a square = $6 \times 6 = 36$ square inches.
- 9) **Choice D is correct.** **(3.M.C.6)** Option D is correct: $2(8) + 2(4) = 24$ ft. Option A is 16 ft, option B is 18 ft, and option C is 20 ft.
- 10) **Choice A is correct.** **(3.OA.A.4)** Use the inverse: $9 \times 4 = 36$, so $36 \div 4 = 9$.
- 11) **The correct answer is 12 unit squares.** **(3.M.B.4)** The rectangle is 6 units wide and 2 units tall: $6 \times 2 = 12$ unit squares.
- 12) **Choice D is correct.** **(3.OA.D.9)** Add 10 each time: $40 + 10 = 50$. This is skip counting by 10.
- 13) **Choice B is correct.** **(3.G.A.2)** 6 halves divided by 2 halves per whole = $6 \div 2 = 3$ wholes.
- 14) **Choice A is correct.** **(3.M.B.3)** Multiply length by width: $11 \times 8 = 88$ square inches.
- 15) **Choice B is correct.** **(3.DL.B.3)** Piano: $6 \times 2 = 12$. Guitar: $4 \times 2 = 8$. More: $12 - 8 = 4$.
- 16) **Choices A, C, and D are correct.** **(3.OA.A.1)** $4 \times 7 = 28$. Diego's $7 + 7 + 7 + 7$ equals 28, Sam's $4 + 4 + 4 + 4 + 4 + 4 + 4$ equals 28, and Pia's four rows of seven dots equals 28.
- 17) **Choice D is correct.** **(3.M.B.3)** Left side: $7 \times 5 = 35$ sq units. Right side: $3 \times 2 = 6$ sq units. Total: $35 + 6 = 41$ sq units.
- 18) **Choice B is correct.** **(3.M.B.5)** Adding the width 3 seven times: $3 + 3 + 3 + 3 + 3 + 3 + 3 = 21$. This is the same as $7 \times 3 = 21$ square units.
- 19) **Choice C is correct.** **(3.OA.D.8)** Step 1: Total shells: $5 \times 8 = 40$ shells. Step 2: Subtract given away: $40 - 12 = 28$ shells kept.
- 20) **Choice A is correct.** **(3.OA.A.3)** Multiply: 7 rows \times 3 plants per row = 21 plants.
- 21) **Choice D is correct.** **(3.NBT.A.1)** The tens digit is 5. Since $5 \geq 5$, round up: 756 rounds to 800.
- 22) **Choice C is correct.** **(3.NF.A.3)** $\frac{1}{3}$ and $\frac{2}{6}$ both equal one-third of a whole.
- 23) **Choice C is correct.** **(3.DL.B.4)** The mode is the value with the most X's. At $16\frac{1}{2}$, there are 3 X's, which is more than any other value.
- 24) **Choice C is correct.** **(3.G.A.1)** A square has all 4 sides equal in length and all 4 angles are right angles (90 degrees). This makes it both a rectangle and a rhombus.
- 25) **Choice D is correct.** **(3.OA.B.5)** $5 \times 4 = 20$ and $5 \times 5 = 25$, so $20 + 25 = 45$. This also equals $5 \times 9 = 45$.
- 26) **Choice A is correct.** **(3.G.A.2)** One shaded column out of four equal columns is $\frac{1}{4}$.
- 27) **Choice A is correct.** **(3.OA.A.2)** $10 \div 2 = 5$. The picture shows 10 items split into 2 equal groups of 5 each.
- 28) **The correct answer is 1500 mL.** **(3.M.A.2)** 5 L = 5000 mL. Total used: $2000 + 1500 = 3500$ mL. Remaining: $5000 - 3500 = 1500$ mL.
- 29) **Choice A is correct.** **(3.NF.A.3)** Same numerator: eighths are smaller pieces than sixths. Five eighths is less than five sixths.
- 30) **The correct answer is $\frac{1}{2}$.** **(3.NF.A.2)** $\frac{2}{4} = \frac{3}{6} = \frac{1}{2}$.

Practice Test 2 Answers and Explanations

Hi, Math Champion!

◇ You trained hard! 3 full practice tests is real practice. Your math game is way better now than when you started. ◇

★ **Coach's truth:** kids who practice get better. You practiced. You got better. That's how it works!

★

Your Game Stats

- **Energy:** HIGH! You can finish a long test.
- **Smart Plays:** You know lots of strategies.
- **Calm Head:** You stay cool with hard problems.
- **Game-Day Ready:** You feel strong and prepared.

Coach's tip: the night before the test, get good sleep. Eat a good breakfast. Bring a sharp pencil. Trust your training!

If you want to share something or ask a question, please email me at jay@testinar.com.

Jay Daie

Your Math Coach

3 GRADE 3 MATH PRACTICE TESTS

Practice Today. Succeed Tomorrow!



Give your child the tools to build strong math skills and test confidence!

This book includes 3 full-length Grade 3 Math practice tests that mirror real test formats and cover all key math standards. With a wide range of question types and real-world problems, students will gain the practice and confidence they need to do their best!



What's Inside?



Standards-Aligned Practice

Questions designed to cover essential Grade 3 math standards.



Variety of Question Types

Multiple-choice, short answer, and more to build well-rounded skills.



Real-World Applications

Engaging problems that connect math to everyday life.



Step-by-Step Progress

Track improvement and build confidence with every test.



Build Skills & Boost Confidence

Strengthen understanding and feel prepared for test day.

COVERS ALL ESSENTIAL TOPICS

- ✓ Whole Numbers & Operations
- ✓ Fractions & Decimals
- ✓ Algebraic Thinking
- ✓ Geometry
- ✓ Measurement & Data
- ✓ Number Patterns
- ✓ Word Problems
- ✓ Ratio & Proportion
- ✓ Perimeter, Area & Volume
- ✓ Graphing & Data Analysis
- ✓ And More!



More Grade 3 Math Resources & Practice Materials

testinar.com/math3



PRACTICE. PREPARE. SUCCEED.