

3

Wisconsin

Forward Exam

GRADE 3

MATH

PRACTICE TESTS

Standards-Aligned
Practice for Stronger
Math Skills and
Test Readiness



Build Confidence
with Targeted Practice

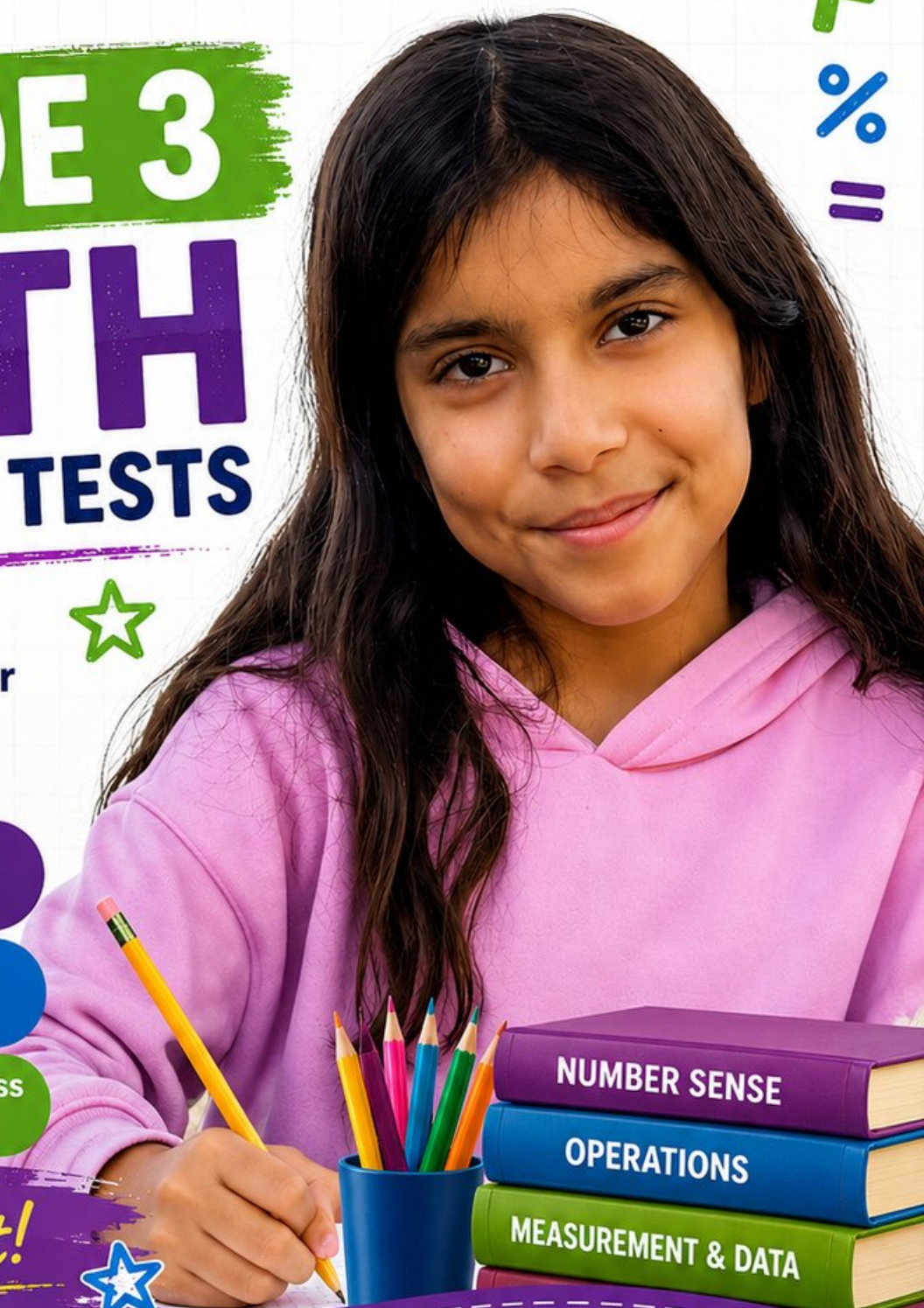


Strengthen Skills
in Key Math Concepts



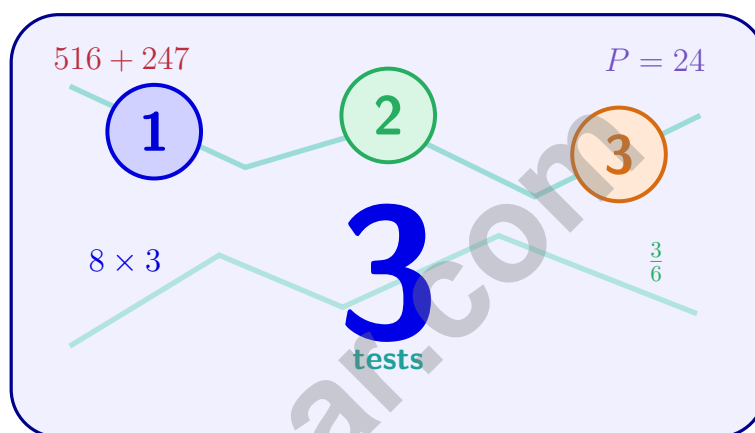
Improve Test Readiness
with Realistic Practice

Be Ready.
Do Your Best!



3 Wisconsin Forward Exam Grade 3 Math Practice Tests

Standards-Aligned Practice for Stronger Math Skills and Test Readiness



Three 30-question trail tests packed with Grade 3 review, Wisconsin Forward Exam strategy tips, answer keys, and step-by-step explanations that turn every miss into the next move.

Jay Daie and Reza Nazari



Copyright ©

Testinar Inc



Published by Testinar Inc

Testinar.com

All rights reserved. No part of this publication may be reproduced, distributed, or transmitted in any form or by any means, including photocopying, recording, or other electronic or mechanical methods, without the prior written permission of the author, except in the case of brief quotations embodied in critical reviews and certain other noncommercial uses permitted by copyright law, including Section 107 or 108 of the 1976 United States Copyright Act.

This publication is independently produced and has no official connection to any state, district, or national testing program.

Test names and organizational names used herein are the property of their respective trademark holders.



Copyright ©

Welcome to the Wisconsin Math Trail

Three tests, one trail, and a stronger Grade 3 thinker at the end



To the Grade 3 Trail Scout

This book is your practice trail for the Wisconsin Forward Exam. You will multiply and divide, read graphs, work with fractions, measure time, find area, and explain your thinking – one trail marker at a time.

Some problems will feel quick, like a clear stretch of wide open trail. Some will ask you to slow down, draw, count, or try again. That slow part is where strong math grows. Every page gives your brain another chance to spot, choose, and build.

Spot

Read carefully and find what the problem is really asking.

Sketch

Use numbers, arrays, number lines, or labels to make your thinking visible.

Signal

Check that your answer makes sense before you wave the next question on.

Trail promise: I will read like a tracker, sketch like a planner, and check like a careful scout. I do not have to be perfect to keep moving forward.

How to Use This Book

A four-step trail plan that turns practice into progress

Step 1: Pack Your Pack

Read the Quick Review first.
Wake up the Grade 3 ideas you will need before you set foot on the trail.

Step 2: Hit the Trail

Take one full test.
Thirty questions. Pencil sharp, work shown, calm pace – one marker at a time.

Step 3: Campfire Check

Check answers honestly.
Circle missed questions. Star any problem that felt confusing – those are tomorrow’s clues.

Step 4: Track Back

Fix a few mistakes.
Read the explanation, rework the problem, and carry that lesson up the next stretch of trail.

A Three-Week Trail Plan

Week 1	Hike Test 1. Map what feels strong and what needs a second look.
Week 2	Hike Test 2. Sharpen the habits: read slow, sketch the model, label every number.
Week 3	Hike Test 3. Bring everything – facts, models, checks, and calm focus.

Best trail habit: Do not only ask, “What did I score?” Ask, “What did I learn how to do better?”



Test Overview

What waits on the trail and what each practice test builds

Each practice test has 30 questions. Together they walk you through the kind of math thinking the Wisconsin Forward Exam asks Grade 3 students to use: read carefully, choose a strategy, show work, and check whether an answer makes sense.

Selected-Response Questions

Pick the best answer from the choices. Strong scouts estimate first, cross out answers that cannot be right, and reread the question before circling.

Open-Ended Questions

Write the answer and show the thinking. A clear response uses neat numbers, helpful labels, and a short model or explanation.

Grade 3 Ideas You Will Meet on the Trail

- multiplication, division, arrays, equal groups, and fact fluency
- rounding, adding, subtracting, and multiplying by multiples of 10
- fractions, number lines, equivalent fractions, and comparing fractions
- time, mass, liquid volume, picture graphs, bar graphs, and line plots
- area, perimeter, unit squares, rectangles, and shapes
- two-step word problems and explaining a solution path

What strong Forward Exam work looks like: the scout reads the whole problem, picks a sensible strategy, writes numbers neatly, labels the answer, and checks that the answer truly fits the question.



Scan me!
For more practice
& answers


+ - 3 × ÷

Testinar.com

Table of Contents

★ Practice Test 1	_____	20
★ Practice Test 2	_____	32
★ Practice Test 3	_____	44
Practice Test Answer Keys	_____	56
Practice Test Answers and Explanations	_____	59

1) A rectangle is divided into 4 equal parts. What fraction of the rectangle is each part?



- A. $\frac{1}{2}$
- B. $\frac{1}{3}$

- C. $\frac{1}{4}$
- D. $\frac{4}{4}$

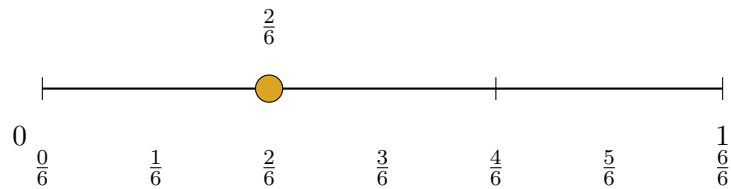
2)



Count all unit squares in this grid. What is the total?

- A. 12 unit squares
 - B. 13 unit squares
 - C. 14 unit squares
 - D. 15 unit squares
- 3) Which equation matches the tiling shown by a rectangle with one line cutting it vertically into two parts?
- A. $7 \times (3 + 2) = (7 \times 3) + (7 \times 2)$
 - B. $3 \times 2 = 6$
 - C. $7 + 3 + 2 = 12$
 - D. $(3 \times 7) + (2 \times 7) = 35 + 14$
- 4) On a number line from 0 to 2 divided into fourths, how many fourths are there in total?

5) Look at the number line. Which fraction equals $\frac{2}{6}$?



A. $\frac{1}{4}$

B. $\frac{1}{3}$

C. $\frac{2}{3}$

D. $\frac{3}{6}$

6) A library has 137 books. Round this to the nearest 100 to estimate how many books the library has.

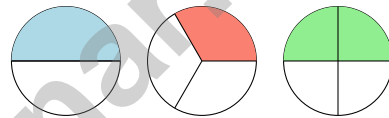
A. 100

B. 130

C. 137

D. 200

7) Which two circles show equivalent fractions?



Circle 1: $\frac{1}{2}$ Circle 2: $\frac{1}{3}$ Circle 3: $\frac{2}{4}$

A. Circles 1 and 2

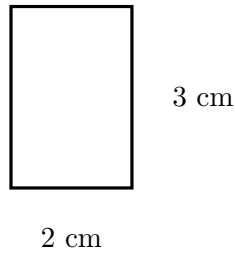
B. Circles 2 and 3

C. Circles 1 and 3

D. All three circles



Scan me!
For more practice
& answers



8)

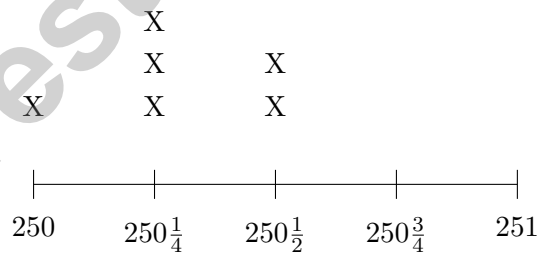
What is the area of this rectangle?

- A. 5 sq cm C. 8 sq cm
 B. 6 sq cm D. 12 sq cm

9) A rectangular game board is 5 inches long and 4 inches wide. What is the area of the game board?



10) Lily's line plot shows water bottle volumes in milliliters: 250, $250\frac{1}{4}$, $250\frac{1}{2}$, $250\frac{3}{4}$, 251 (using quarters).



How many bottles have a volume of $250\frac{1}{4}$ milliliters?

- A. 1 C. 3
 B. 2 D. 4

1) Lily has 3 jars of marbles. Each jar has 8 marbles. How many marbles does Lily have altogether?

A. 5

C. 25

B. 11

D. 24

2) Sam marks $\frac{5}{8}$ and $\frac{8}{8}$ on a number line from 0 to 1 divided into eighths. How far apart, in eighths, are these two points?


A. 3 eighths

C. 1 eighth

B. 5 eighths

D. 8 eighths

3) Here is a rectangle divided into equal parts horizontally.



The rectangle is divided into 4 equal parts. Two parts are shaded. What fraction is shaded?

A. $\frac{2}{4}$

C. $\frac{3}{4}$

B. $\frac{1}{4}$

D. $\frac{3}{8}$



1) Eli has a rectangle divided into 4 equal parts. What is the denominator of the unit fraction for one part?

A. 1

B. 3

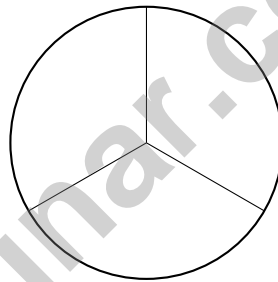
C. 4

D. 5

2) A rectangle has 4 rows of unit squares and 8 columns of unit squares. What is its area?



3) A circle is divided into equal parts. Each part is $\frac{1}{3}$ of the circle. How many equal parts is the circle divided into?



A. 2 parts

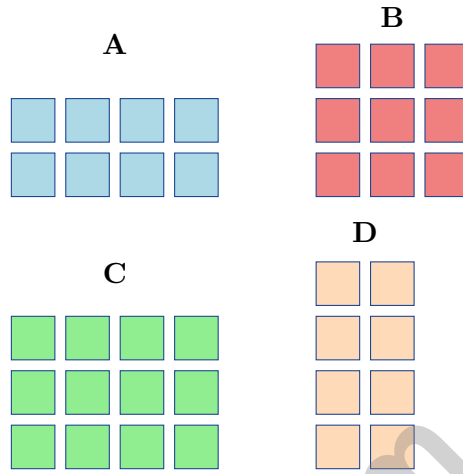
B. 3 parts

C. 4 parts

D. 6 parts



4) Which array shows 4×3 ?



5) Two numbers round to 300 when rounded to the nearest 100. Which pair could they be?

- | | |
|---|---|
| <input type="checkbox"/> A. 250 and 350 | <input type="checkbox"/> C. 251 and 349 |
| <input type="checkbox"/> B. 249 and 299 | <input type="checkbox"/> D. 350 and 400 |

6) A multiplication table row for 8 shows: 8, 16, 24, 32, 40.

What is the rule for this pattern?

- | | |
|---|---|
| <input type="checkbox"/> A. Add 8 each time (multiply 8 by 1, 2, 3, 4, 5) | <input type="checkbox"/> C. Add the position number |
| <input type="checkbox"/> B. Double each number | <input type="checkbox"/> D. Subtract 8 each time |

7) A picture graph shows toy soldiers in a collection. Each soldier drawing is 10 soldiers. Carlos has 3 drawings. How many soldiers does Carlos have?

- | | |
|--------------------------------|--------------------------------|
| <input type="checkbox"/> A. 13 | <input type="checkbox"/> C. 30 |
| <input type="checkbox"/> B. 20 | <input type="checkbox"/> D. 40 |



Scan me!
For more practice
& answers

Practice Test Answer Keys

How to use this section with a Grade 3 student:

1. check the answer first
2. mark questions to try again
3. rework the problem before reading the full explanation

A calm correction routine builds stronger math habits.

Testinar.com



Practice Test Answers and Explanations

Practice Test 1 Answers and Explanations

- 1) **Choice C is correct.** **(3.G.A.2)** When a shape is divided into 4 equal parts, each part is $\frac{1}{4}$ of the whole.
- 2) **Choice D is correct.** **(3.MD.C.5a)** The grid is 5 units wide and 3 units tall: $5 \times 3 = 15$ unit squares.
- 3) **Choice A is correct.** **(M.3.MD.C.7c)** A vertical line in a rectangle splits its width or length. Here the length is 7 and the other dimension splits into $3 + 2$.
- 4) **The correct answer is 8.** **(3.NF.A.2b)** Each unit from 0 to 1 has 4 fourths. From 0 to 2 is 2 units, so $2 \times 4 = 8$ fourths total.
- 5) **Choice B is correct.** **(3.NF.A.3)** On the number line, $\frac{2}{6}$ and $\frac{1}{3}$ mark the same point.
- 6) **Choice A is correct.** **(3.NBT.A.3)** The tens digit is 3. Since $3 < 5$, round down: 137 rounds to 100.
- 7) **Choice C is correct.** **(3.NF.A.3b)** Circle 1 shows $\frac{1}{2}$ (half shaded) and Circle 3 shows $\frac{2}{4}$ (half shaded). These are equivalent because $\frac{1 \times 2}{2 \times 2} = \frac{2}{4}$.
- 8) **Choice B is correct.** **(3.MD.C.7)** Area = $2 \times 3 = 6$ square cm.
- 9) **The correct answer is 20 square inches.** **(3.MD.C.7b)** Area = length \times width, so $5 \times 4 = 20$ square inches.
- 10) **Choice C is correct.** **(3.MD.B.4)** Count the X's directly above the $250\frac{1}{4}$ mark. There are three X's stacked there.
- 11) **Choice A is correct.** **(3.NBT.A.2)** Ones: $4 + 2 = 6$. Tens: $2 + 1 = 3$. Hundreds: $5 + 3 = 8$. Answer: 836.
- 12) **Choice D is correct.** **(3.NF.A.3a)** Both circles show the same shaded area. $\frac{1}{2}$ of one circle equals $\frac{2}{4}$ of another equal-sized circle. They are equivalent.
- 13) **Choice B is correct.** **(3.NF.A.3d)** Same numerator: fifths are smaller pieces than fourths. Two fifths is less than two fourths.
- 14) **Choice C is correct.** **(3.OA.D.7)** Step 1: Total money: $15 + 20 = 35$ dollars. Step 2: Subtract spent: $35 - 18 = 17$ dollars left.
- 15) **Choices A and C are correct.** **(3.MD.A.1)** 45 minutes after 3 : 00 PM is 3 : 45 PM, so choices A and C match. Choice B is 4 : 15 PM, choice D is in the morning, and choice E is 4 : 05 PM.
- 16) **Choice D is correct.** **(3.OA.A.2)** Putting items into bags of a fixed size is measurement division: How many bags of 6 fit in 18? $18 \div 6 = 3$.
- 17) **Choice C is correct.** **(3.MD.C.7a)** $7 \times 5 = 35$ square units.
- 18) **Choice B is correct.** **(3.MD.C.7d)** Add the areas: $21 + 18 = 39$ square units.
- 19) **Choice D is correct.** **(3.OA.A.1)** Three tables with nine chairs each means 3 groups of 9. So $3 \times 9 = 27$ chairs. Option B is a common misconception (adding instead of multiplying); C confuses the first factor; D confuses operation.
- 20) **The correct answer is $\frac{2}{6}$.** **(3.NF.A.2a)** The second tick out of 6 equal parts is $\frac{2}{6}$.
- 21) **Choice C is correct.** **(3.MD.D.8)** $P = 2(12) + 2(3) = 24 + 6 = 30$ cm.
- 22) **Choice C is correct.** **(3.MD.C.5b)** Count the rows: 5 rows. Count across: 6 tiles in each row. Total: $6 + 6 + 6 + 6 + 6 = 30$ unit square tiles are needed.
- 23) **Choice C is correct.** **(3.OA.D.8)** Each number increases by 3. Add 3 to 12 to get 15.
- 24) **Choice C is correct.** **(3.MD.C.6)** Area = $8 \times 3 = 24$ square inches.
- 25) **Choice D is correct.** **(3.OA.A.3)** Divide: $63 \div 7 = 9$ weeks. Check: $9 \times 7 = 63$.
- 26) **Choice A is correct.** **(3.NF.A.3c)** $\frac{8}{4}$ means 8 fourths. 4 fourths make 1 whole, so 8 fourths make 2 wholes.
- 27) **Choice C is correct.** **(M.3.MD.A.2)** Subtract: $1000 - 750 = 250$ mL needed.
- 28) **Choice C is correct.** **(3.G.A.1)** A quadrilateral with two pairs of parallel sides is called a parallelogram. A trapezoid has only one pair of parallel sides.
- 29) **Choice B is correct.** **(3.MD.B.3)** Ty: $6 \times 5 = 30$. Kim: $8 \times 5 = 40$. Fewer: $40 - 30 = 10$.
- 30) **Choice D is correct.** **(3.NF.A.3b)** The line is divided into thirds, so $\frac{1}{4}$ is not a tick mark on this particular number line.



Scan me!
For more practice
& answers

Inventor's Workshop Note

Hi, Math Inventor!

◇ 3 practice tests. 3 chances to invent new ways to think. You tried things. You changed them. You made your math brain stronger! ◇

★ **Inventors know:** the first try isn't always the best try. Sometimes you fix it. Sometimes you start over. You did all of that! ★

Inventor's Workshop

- **Sketch Pad:** Full of ideas!
- **Toolbox:** Lots of math strategies.
- **Workbench:** Neat and organized.
- **Brave Mind:** You try new things.

Inventor tip: on test day, if your first try doesn't work, switch tools. Inventors don't get stuck on one tool. Pick the right one for the job!

If you want to share something or ask a question, please email me at jay@testinar.com.

Jay Daie

Your Math Inventor

3 GRADE 3 MATH PRACTICE TESTS

Practice Today. *Succeed* Tomorrow!



Give your child the tools to build strong math skills and test confidence!

This book includes 3 full-length Grade 3 Math practice tests that mirror real test formats and cover all key math standards. With a wide range of question types and real-world problems, students will gain the practice and confidence they need to do their best!

What's Inside?



Standards-Aligned Practice

Questions designed to cover essential Grade 3 math standards.



Variety of Question Types

Multiple-choice, short answer, and more to build well-rounded skills.



Real-World Applications

Engaging problems that connect math to everyday life.



Step-by-Step Progress

Track improvement and build confidence with every test.



Build Skills & Boost Confidence

Strengthen understanding and feel prepared for test day.

COVERS ALL ESSENTIAL TOPICS

- ✓ Whole Numbers & Operations
- ✓ Fractions & Decimals
- ✓ Algebraic Thinking
- ✓ Geometry
- ✓ Measurement & Data
- ✓ Number Patterns
- ✓ Word Problems
- ✓ Ratio & Proportion
- ✓ Perimeter, Area & Volume
- ✓ Graphing & Data Analysis
- ✓ And More!



More Grade 3 Math Resources & Practice Materials

testinar.com/math3

PRACTICE. PREPARE. SUCCEED.