

4

Indiana ILEARN

Grade 3

MATH

PRACTICE TESTS

Standards-Aligned Practice



STANDARDS-ALIGNED

Practice to build skills and boost confidence



4 FULL-LENGTH TESTS

Realistic questions to prepare for test day



ANSWER KEYS & EXPLANATIONS

Detailed solutions to learn and improve



4 Indiana ILEARN Grade 3 Math Practice Tests

Standards-Aligned Review with Mixed Practice and Answer Key



Four focused 30-question missions for Grade 3 math: number facts, fractions, measurement, data, area, shapes, answer keys, and clear explanations for every item.

Jay Daie and Reza Nazari



Copyright ©

Testinar Inc



Published by Testinar Inc

Testinar.com

All rights reserved. No part of this publication may be reproduced, distributed, or transmitted in any form or by any means, including photocopying, recording, or other electronic or mechanical methods, without the prior written permission of the author, except in the case of brief quotations embodied in critical reviews and certain other noncommercial uses permitted by copyright law, including Section 107 or 108 of the 1976 United States Copyright Act.

This publication is independently produced and has no official connection to any state, district, or national testing program.

Test names and organizational names used herein are the property of their respective trademark holders.



Copyright ©

Welcome to the Indiana Math Launch

Four missions, careful work, and a stronger Grade 3 thinker



Read the mission. Show the work. Check the answer. Launch again.

To the Grade 3 Mission Leader

This book is a four-mission practice launch for the Indiana ILEARN. Each test gives you a fresh chance to multiply, divide, read graphs, compare fractions, measure, find area, and explain math in a way someone else can follow.

Indiana has racing tracks, farm rows, city blocks, and patterns that invite careful counting. Good math uses the same habit: pause, check the details, and move forward with a steady plan.

Notice

Find the numbers, units, and question before choosing a path.

Model

Draw an array, number line, table, or quick equation.

Verify

Ask whether your answer fits the story and the unit.

Launch promise: I will slow down at the important moments, show the work I can, and use every miss as a clue for the next mission.

How to Use This Book

A four-mission routine for steady Grade 3 growth

1. Warm Up the System

Read the review pages first. Remind your brain how equal groups, fractions, clocks, graphs, and area models work.

2. Fly One Mission

Take one complete 30-question test. Keep your work neat enough that you can check it later.

3. Review the Flight

Use the answer key, then pause. A wrong answer is useful when you can name what happened.

4. Repair and Relaunch

Rework a few missed questions before starting the next test. The repair step is where the score begins to move.

A Four-Session Plan

Session 1	Take Test 1 and mark the topics that need attention.
Session 2	Take Test 2 and focus on showing every step clearly.
Session 3	Take Test 3 and watch for units, labels, and two-step problems.
Session 4	Take Test 4 and finish with calm, careful checking.

Best mission habit: After checking answers, write one sentence: “Next time I will pay attention to _____.”



Test Overview

What each Grade 3 math mission asks you to do

Each practice test has 30 questions. Across four tests, you will practice the kind of Grade 3 math thinking used on the Indiana ILEARN: reading carefully, choosing a strategy, doing accurate computation, and explaining enough work to make your answer clear.

Multiple Choice

Look for the best answer. Estimate first when you can, cross out choices that do not fit, and reread the question before you choose.

Open Response

Write the answer and show the reason. A good Grade 3 response may use a drawing, equation, table, number line, or a few clear words.

Math Ideas Inside the Four Tests

- multiplication, division, arrays, missing factors, and two-step word problems
- place value, rounding, addition, subtraction, and multiplying by tens
- unit fractions, number lines, equivalent fractions, and comparing fractions
- time, mass, liquid volume, picture graphs, bar graphs, and line plots
- area, perimeter, unit squares, rectangles, and shape categories

What strong ILEARN work looks like: the answer matches the question, the units make sense, and the work is clear enough to check.



Scan me!
For more practice
& answers

Table of Contents

★ Practice Test 1	_____	14
★ Practice Test 2	_____	25
★ Practice Test 3	_____	37
★ Practice Test 4	_____	48
Practice Test Answer Keys	_____	59
Practice Test Answers and Explanations	_____	62

1) A number line from 0 to 1 has one tick mark in the middle. What is the unit fraction?

A. $\frac{1}{2}$

B. $\frac{1}{3}$

C. $\frac{1}{4}$

D. $\frac{1}{5}$

2) If a rectangle needs exactly 15 unit squares to cover it, which dimensions work?


A. 3 by 5

B. 4 by 4

C. 2 by 7

D. 3 by 4

3) Look at this array. It has 3 rows and \square columns. There are 21 dots in total.



$$3 \times \square = 21$$

A. 9

B. 8

C. 6

D. 7

4) A store has 456 pencils. It sells 132 pencils. How many pencils are left?

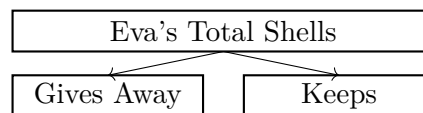
A. 314

B. 424

C. 334

D. 324

5) Eva collects 5 bags with 8 shells in each bag. She gives away 12 shells to her friend. How many shells does Eva keep?



$$5 \times 8 = 40 \text{ total}$$

$$\text{Subtract } 12$$

A. 12

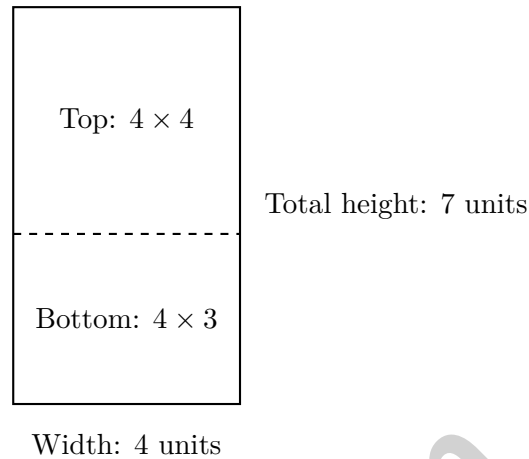
B. 24

C. 28

D. 40



6) A rectangle is split horizontally:



What is the correct distributive statement?

- A. $4 \times (4+3) = (4 \times 4) + (4 \times 3) = 16 + 12 = 28$
- B. $4 + 3 = 7$ units
- C. $4 \times 7 = 28$
- D. $(4 + 4) + (4 + 3) = 15$

7) Which fraction equals the whole number 2?

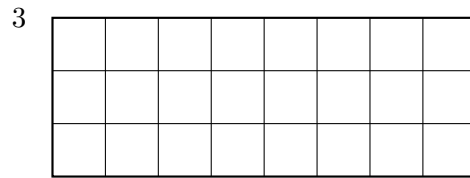
- A. $\frac{1}{2}$
- B. $\frac{2}{3}$
- C. $\frac{2}{1}$
- D. $\frac{2}{4}$

8) Sam's classroom has 4 tables arranged in rows. Each table seats 7 students. How many students can sit at the tables?

- A. 28
- B. 11
- C. 21
- D. 35



Scan me!
For more practice
& answers



9)

How many unit squares tile this wide rectangle?

- A. 11 C. 24
 B. 18 D. 83

10) Which number sentence is true?

- A. $6 \times 4 = 6 + 4$ C. $6 \times 4 = 4 + 6$
 B. $6 \times 4 = 24 + 1$ D. $6 \times 4 = 4 \times 6$

11) If a number line from 0 to 3 is divided into thirds, how many thirds tall is the entire line?

12) Two rectangles have the same area. Rectangle 1 is 2 units by 9 units. Rectangle 2 is 3 units by ? units. What is the missing length?

- A. 4 units C. 6 units
 B. 5 units D. 7 units

13) A rectangle can be divided into equal parts in many ways. Select the TWO ways that divide a rectangle into 4 equal parts.

- A. One horizontal line and one vertical line through the middle
 B. Three uneven vertical lines dividing the rectangle
 C. Two horizontal lines dividing the rectangle
 D. One diagonal line from corner to corner
 E. A 2 by 2 grid of equal small squares



1) Ava has 27 marbles. She shares them equally among 3 friends. How many marbles does each friend get?

A. 8

C. 10

B. 11

D. 9

2) There are 9 students with 4 crayons each. How many crayons total?

3) Noah divides a toy block into 4 equal sections. What is the name of one section?

A. One-half

C. One-fourth

B. One-third

D. One-sixth

4) Zara buys 4 bags of stickers with 9 stickers in each bag. She shares them equally among 6 friends. How many stickers does each friend get?

A. 6

C. 15

B. 10

D. 36

5) A container holds 6 liters of oil. The recipe uses 2 liters. How many liters are left?

A. 2 L

C. 6 L

B. 4 L

D. 8 L

6) What whole number is $\frac{6}{6}$?

A. 6

C. 1

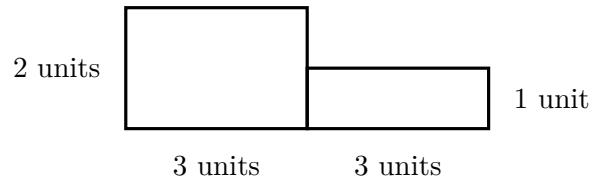
B. 0

D. 3



Scan me!
For more practice
& answers

7) A composite shape is made by joining two rectangles. What is the total area?



- A. 6 sq units
- B. 9 sq units
- C. 12 sq units
- D. 15 sq units

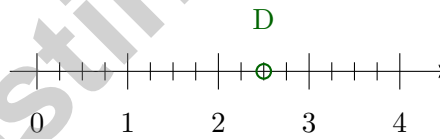
8) Ava ate $\frac{1}{2}$ of a pizza. Ben ate $\frac{4}{8}$ of a pizza. Did they eat the same amount?

- A. Yes, they ate the same amount
- B. No, Ava ate more
- C. No, Ben ate more
- D. Cannot be determined

9) Look at odd numbers: 1, 3, 5, 7, 9, 11.
What is the next odd number?

- A. 12
- B. 15
- C. 14
- D. 13

10)



The number line from 0 to 4 is divided into fourths. Point *D* is shown. What mixed number is point *D*?

- A. $2\frac{1}{4}$
- B. 3
- C. $2\frac{3}{4}$
- D. $2\frac{1}{2}$

- 1) A rectangle is 9 units by 4 units. If we write 9×4 using the distributive property with $4 = (2 + 2)$, what do we get?
- A. $(9 \times 2) + (9 \times 2) = 18 + 18 = 36$ C. $(9 + 2) + (9 + 2) = 22$
 B. $9 + 2 + 2 = 13$ D. $2 + 2 = 4$
- 2) A floor plan is T-shaped. The top part is 4 m by 2 m. The bottom left is 2 m by 3 m. The bottom right is 2 m by 3 m. What is the total floor area?
- A. 8 sq m C. 24 sq m
 B. 12 sq m D. 20 sq m
- 3) Mia has 24 stickers. She gets 3 packs of 8 more stickers. How many stickers does Mia have now?
- A. 24 C. 40
 B. 32 D. 48
- 4) Noah colors $\frac{2}{6}$ of a page. His friend colors $\frac{1}{3}$ of an identical page. Do they color the same amount?
- A. The pages might be different. C. Yes, same amount.
 B. No, his friend colors more. D. No, Noah colors more.
- 5) What is $45 \div 5$?
- A. 8 C. 10
 B. 11 D. 9



Practice Test Answer Keys

How to use this section with a Grade 3 student:

1. check the answer first
2. mark questions to try again
3. rework the problem before reading the full explanation

A calm correction routine turns every missed item into useful practice.

Testinar.com



Scan me!
For more practice
& answers

Practice Test Answers and Explanations

Practice Test 1 Answers and Explanations

- 1) **Choice A is correct.** **(3.NF.A.2a)** One mark in the middle divides into 2 equal parts, each $\frac{1}{2}$.
- 2) **Choice A is correct.** **(3.MD.C.5a)** $3 \times 5 = 15$ unit squares. Option B is 16, C is 14, D is 12.
- 3) **Choice D is correct.** **(3.OA.A.4)** Divide: $21 \div 3 = 7$ columns. Check: $3 \times 7 = 21$.
- 4) **Choice D is correct.** **(3.NBT.A.2)** Subtract: $456 - 132 = 324$. Ones: $6 - 2 = 4$. Tens: $5 - 3 = 2$. Hundreds: $4 - 1 = 3$.
- 5) **Choice C is correct.** **(3.OA.D.8)** Step 1: Total shells: $5 \times 8 = 40$ shells. Step 2: Subtract given away: $40 - 12 = 28$ shells kept.
- 6) **Choice A is correct.** **(3.MD.C.7c)** Width is 4. Heights are 4 and 3, totaling 7. Distributive: $4 \times (4 + 3) = 28$.
- 7) **Choice C is correct.** **(3.NF.A.3c)** 2 equals $\frac{2}{1}$ (two wholes divided into one part each).
- 8) **Choice A is correct.** **(3.OA.A.3)** Multiply: 4 tables \times 7 students per table = 28 students.
- 9) **Choice C is correct.** **(3.MD.C.7a)** Wide rectangle: $8 \times 3 = 24$ square units.
- 10) **Choice D is correct.** **(3.OA.B.5)** By the commutative property, you can switch the order of factors. $6 \times 4 = 24$ and $4 \times 6 = 24$.
- 11) **The correct answer is 9.** **(3.NF.A.2b)** From 0 to 3, there are 3 whole units. Each unit has 3 thirds, so $3 \times 3 = 9$ thirds total, or $\frac{9}{3} = 3$.
- 12) **Choice C is correct.** **(3.MD.C.7)** Rectangle 1: $2 \times 9 = 18$ sq units. Rectangle 2: $3 \times ? = 18$. So $? = 18 \div 3 = 6$ units.
- 13) **Choices A and E are correct.** **(3.G.A.2)** One horizontal and one vertical line through the center creates 4 equal rectangles. A 2 by 2 grid also makes 4 equal parts. Three uneven vertical lines do not guarantee equal parts. One diagonal line creates 2 equal triangles, and two horizontal lines create 3 parts.
- 14) **Choice A is correct.** **(3.NBT.A.3)** $5 \times 30 = 150$ because $5 \times 3 = 15$, then add a zero. $6 \times 20 = 120$ because $6 \times 2 = 12$, then add a zero. Since $150 > 120$, 5×30 is greater.
- 15) **Choice A is correct.** **(3.MD.B.4)** The value with the most X's is the mode. At 2 inches, there are 3 X's. This is more than any other value.
- 16) **Choice B is correct.** **(3.MD.C.5b)** Cover it with rows of unit squares: $6 \times 4 = 24$ square units.
- 17) **Choice D is correct.** **(3.OA.D.9)** $4 \times 10 = 40$. This is skip counting by 10 four times: 10, 20, 30, 40.
- 18) **Choice B is correct.** **(3.G.A.1)** A rhombus with angles that are not right angles has 4 equal sides but no right angles, so it is a rhombus but not a square.
- 19) **Choice C is correct.** **(3.NF.A.2)** The last tick mark shows all 3 parts: $\frac{3}{3} = 1$ (the whole).
- 20) **Choice C is correct.** **(3.MD.B.3)** Pilar: $6 \times 5 = 30$ coins. Quinn: $4 \times 5 = 20$ coins. Difference: $30 - 20 = 10$ coins.
- 21) **The correct answer is 7.** **(3.OA.B.6)** $56 \div 8 = 7$ because $7 \times 8 = 56$. Division and multiplication are inverse operations.
- 22) **Choice C is correct.** **(3.MD.A.1)** From 3 : 14 to 3 : 56: $56 - 14 = 42$ minutes.
- 23) **Choice A is correct.** **(3.NBT.A.1)** The ones digit is 2. Since $2 < 5$, round down: 662 rounds to 660.
- 24) **Choice D is correct.** **(3.OA.A.2)** Measurement division: $40 \div 5 = 8$. There are 8 groups of 5 in 40.
- 25) **Choice A is correct.** **(3.NF.A.3d)** Same numerator (4): sixths are bigger pieces than eighths. Comparing the shaded areas: 4 sixths covers more than 4 eighths. The fewer pieces the denominator divides into, the bigger each piece.
- 26) **The correct answer is 1.** **(3.NF.A.3a)** $\frac{2}{4} = \frac{1}{2}$, so she ate 1 half.
- 27) **Choice D is correct.** **(3.MD.C.5)** For a square: $8 \times 8 = 64$ square inches.
- 28) **Choice A is correct.** **(3.NF.A.1)** The rectangle is divided into 3 equal sections with 1 shaded. This is one unit fraction of $\frac{1}{3}$ (one-third).
- 29) **Choice A is correct.** **(3.MD.C.7d)** Add all three parts: $12 + 9 + 9 = 30$ square units.
- 30) **Choice A is correct.** **(3.MD.A.2)** 200 g is the largest mass.

Practice Test 2 Answers and Explanations



Notes From the Math Gardener

Hi, Math Gardener!

◇ Look at how much you grew! 4 tests is like 4 weeks of taking care of your math garden. Every problem was a seed. Every try was water. ◇

★ **Gardeners say:** growth takes time. You can't see roots, but they are there. You can't always feel smarter, but you are. Your math garden is full! ★

Garden Check-Up

- **Roots:** STRONG! Your basic math is solid.
- **Stems:** STURDY! You can do step-by-step problems.
- **Leaves:** GREEN! You have lots of math tools.
- **Flowers:** BRIGHT! You feel proud of your work.

Gardener tip: keep watering your math garden long after the test. Every habit you built will grow with you for years!

If you want to share something or ask a question, please email me at jay@testinar.com.

Jay Daie

Your Math Gardener

Build Skills. Achieve More.

This book gives **Grade 3** students the focused practice they need to master math concepts with confidence.

What's Inside?



Standards-Aligned Practice

Questions designed to match Grade 3 math standards.



Variety of Question Types

Build skills with multiple formats and challenges.



Real-World Applications

Engaging problems that connect math to life.



Step-by-Step Progress

Track improvement and see growth over time.



Build Skills & Boost Confidence

Strengthen understanding and perform better.

COVERS ALL ESSENTIAL TOPICS

- ✓ Whole Numbers & Operations
- ✓ Fractions & Decimals
- ✓ Algebraic Thinking
- ✓ Geometry
- ✓ Measurement & Data
- ✓ Number Patterns
- ✓ Word Problems
- ✓ Ratio & Proportion
- ✓ Perimeter, Area & Volume
- ✓ Graphing & Data Analysis
- ✓ And More!



More Grade 3 Math Resources
& Practice Materials

testinar.com/math3



PRACTICE. PREPARE. SUCCEED.