

4

Wisconsin Forward Exam

Grade 3

MATH

PRACTICE TESTS

Standards-Aligned Practice



STANDARDS-ALIGNED

Practice to build skills and boost confidence



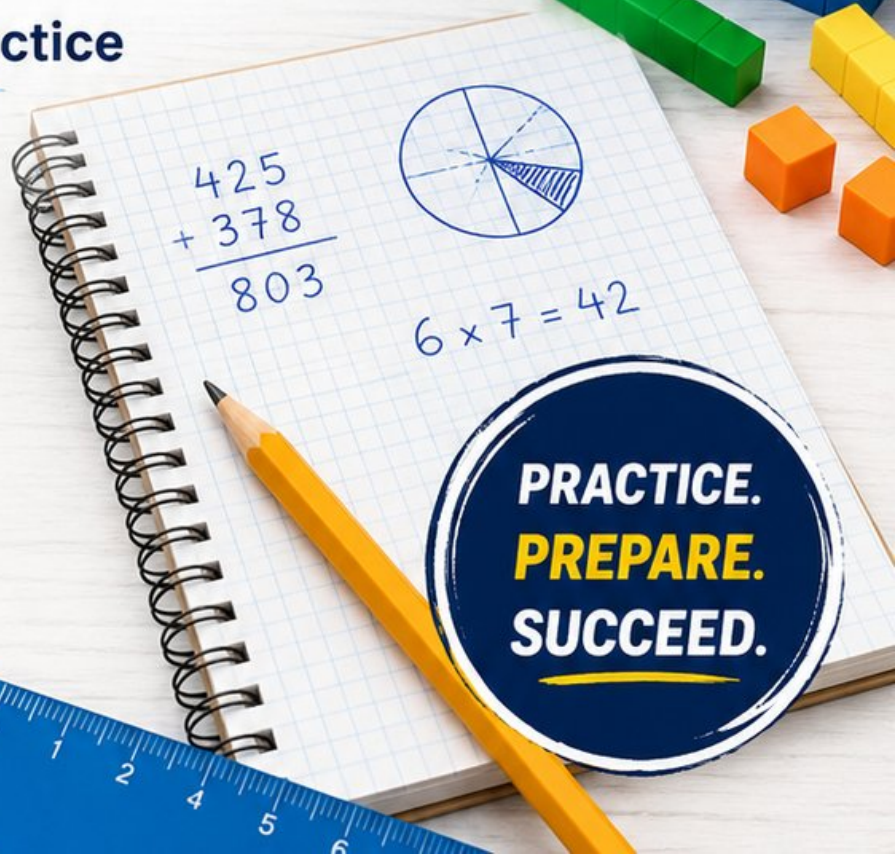
4 FULL-LENGTH TESTS

Realistic questions to prepare for test day



ANSWER KEYS & EXPLANATIONS

Detailed solutions to learn and improve



4 Wisconsin Forward Exam Grade 3 Math Practice Tests

Standards-Aligned Review with Mixed Practice and Answer Key



Four focused 30-question missions for Grade 3 math: number facts, fractions, measurement, data, area, shapes, answer keys, and clear explanations for every item.

Jay Daie and Reza Nazari



Copyright ©

Testinar Inc



Published by Testinar Inc

Testinar.com

All rights reserved. No part of this publication may be reproduced, distributed, or transmitted in any form or by any means, including photocopying, recording, or other electronic or mechanical methods, without the prior written permission of the author, except in the case of brief quotations embodied in critical reviews and certain other noncommercial uses permitted by copyright law, including Section 107 or 108 of the 1976 United States Copyright Act.

This publication is independently produced and has no official connection to any state, district, or national testing program.

Test names and organizational names used herein are the property of their respective trademark holders.



Copyright ©

Welcome to the Wisconsin Math Launch

Four missions, careful work, and a stronger Grade 3 thinker



Read the mission. Show the work. Check the answer. Launch again.

To the Grade 3 Mission Leader

This book is a four-mission practice launch for the Wisconsin Forward Exam. Each test gives you a fresh chance to multiply, divide, read graphs, compare fractions, measure, find area, and explain math in a way someone else can follow.

Wisconsin has lake winds, dairy roads, and winter mornings where steady thinking matters. Good math uses the same habit: pause, check the details, and move forward with a steady plan.

Notice

Find the numbers, units, and question before choosing a path.

Model

Draw an array, number line, table, or quick equation.

Verify

Ask whether your answer fits the story and the unit.

Launch promise: I will slow down at the important moments, show the work I can, and use every miss as a clue for the next mission.

How to Use This Book

A four-mission routine for steady Grade 3 growth

1. Warm Up the System

Read the review pages first. Remind your brain how equal groups, fractions, clocks, graphs, and area models work.

2. Fly One Mission

Take one complete 30-question test. Keep your work neat enough that you can check it later.

3. Review the Flight

Use the answer key, then pause. A wrong answer is useful when you can name what happened.

4. Repair and Relaunch

Rework a few missed questions before starting the next test. The repair step is where the score begins to move.

A Four-Session Plan

Session 1	Take Test 1 and mark the topics that need attention.
Session 2	Take Test 2 and focus on showing every step clearly.
Session 3	Take Test 3 and watch for units, labels, and two-step problems.
Session 4	Take Test 4 and finish with calm, careful checking.

Best mission habit: After checking answers, write one sentence: “Next time I will pay attention to _____.”



Test Overview

What each Grade 3 math mission asks you to do

Each practice test has 30 questions. Across four tests, you will practice the kind of Grade 3 math thinking used on the Wisconsin Forward Exam: reading carefully, choosing a strategy, doing accurate computation, and explaining enough work to make your answer clear.

Multiple Choice

Look for the best answer. Estimate first when you can, cross out choices that do not fit, and reread the question before you choose.

Open Response

Write the answer and show the reason. A good Grade 3 response may use a drawing, equation, table, number line, or a few clear words.

Math Ideas Inside the Four Tests

- multiplication, division, arrays, missing factors, and two-step word problems
- place value, rounding, addition, subtraction, and multiplying by tens
- unit fractions, number lines, equivalent fractions, and comparing fractions
- time, mass, liquid volume, picture graphs, bar graphs, and line plots
- area, perimeter, unit squares, rectangles, and shape categories

What strong Forward Exam work looks like: the answer matches the question, the units make sense, and the work is clear enough to check.



Scan me!
For more practice
& answers

Table of Contents

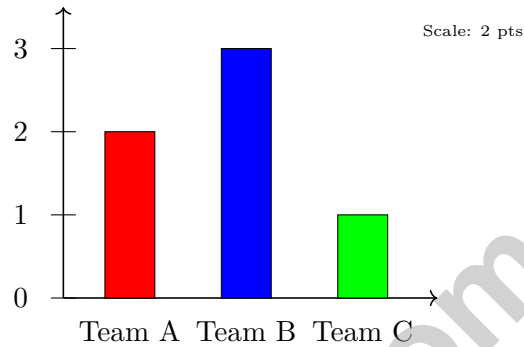
★ Practice Test 1	_____	18
★ Practice Test 2	_____	30
★ Practice Test 3	_____	42
★ Practice Test 4	_____	53
Practice Test Answer Keys	_____	64
Practice Test Answers and Explanations	_____	67

1) A bread loaf is cut into 8 equal slices. What fraction is one slice?

- A. $\frac{1}{8}$
 B. $\frac{1}{6}$

- C. $\frac{1}{4}$
 D. $\frac{1}{2}$

2) A bar graph shows points scored. Scale is 2 points per unit. Read the three bars.




- A. Total points: 16
 B. Total points: 14

- C. Total points: 12
 D. Total points: 18

3) What is 389 rounded to the nearest 10?

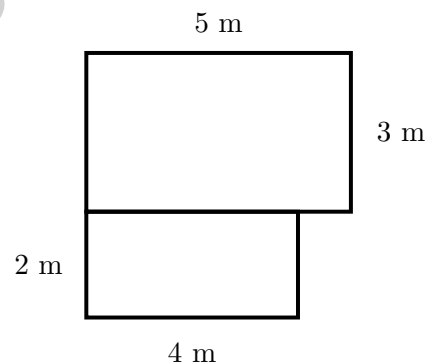


- 4) A rectangular playground is 6 unit squares wide and 9 unit squares long. Look at the grid:



How many unit squares cover the playground?

- A. 15 unit squares (just one row and column)
- B. 54 unit squares
- C. 48 unit squares
- D. 72 unit squares
- 5) Which number sentence represents “28 beads made into 7 equal necklaces”?
- A. $28 + 7$
- B. 7×28
- C. $28 - 7$
- D. $28 \div 7$
- 6) An L-shaped garden is divided into two rectangles. The top rectangle has length 5 m and width 3 m. The bottom rectangle has length 4 m and width 2 m. What is the total area of the garden?



- A. 14 sq m
- B. 23 sq m
- C. 38 sq m
- D. 120 sq m



Scan me!
For more practice
& answers

7) A rectangle has opposite sides that are equal. How many pairs of equal sides does a rectangle have?

- A. 1 pair C. 3 pairs
 B. 2 pairs D. 4 pairs

8) Find $42 \div 6$. (Hint: What times 6 makes 42?)

Subtraction Problem

Hundreds	Tens	Ones
6	4	2
—	—	—
2	1	5

9)

Using the place-value chart, what is $642 - 215$?

- A. 427 C. 527
 B. 437 D. 447

10) Mia has 24 stickers. She gets 3 packs of 8 more stickers. How many stickers does Mia have now?

- A. 24 C. 40
 B. 32 D. 48



1) A pie is cut into 6 equal slices. Ava eats one slice. What fraction of the pie does Ava eat?

- A. $\frac{5}{6}$
 B. $\frac{6}{6}$

- C. $\frac{1}{6}$
 D. $\frac{1}{5}$

2) A rectangular yard is 10 meters long and 2 meters wide. What is its area?

- A. 12 sq m
 B. 20 sq m

- C. 15 sq m
 D. 25 sq m

3) A game starts at 10 : 45 and lasts 1 hour 15 minutes. What time does it end?

4) Two circles are identical. Circle X shows $\frac{3}{4}$ shaded gray. Circle Y shows $\frac{6}{8}$ shaded gray. Are the shaded parts the same size?

- A. They cannot be compared.
 B. No, Circle Y is larger.

- C. Yes, they are equal.
 D. No, Circle X is larger.

5) A rectangle is divided into 4 equal parts. If 3 parts are shaded, what fraction of the rectangle is shaded?



6) A coach divides 24 students into 6 equal teams. How many students are on each team?

A. 3

C. 5

B. 30

D. 4

7) There are 3 tables. Each table has 9 children sitting at it. How many children are there altogether?

A. 6

C. 30

B. 12

D. 27

8) Look at a column in the multiplication table:

Number	Product
1×6	6
2×6	12
3×6	18
4×6	24

How much does each product increase?

A. By 1

C. By 4


B. By 12

D. By 6



Scan me!
For more practice
& answers

- 1) Look at the rectangle. It is divided into equal parts, and one part is shaded.



What fraction is shaded?

- A. $\frac{1}{4}$ C. $\frac{2}{4}$
 B. $\frac{1}{3}$ D. $\frac{1}{5}$

- 2) A room is 7 feet long and 4 feet wide. Explain how you would count the unit squares in this rectangle. Would you count by rows or by columns? Show your work.



- 3) A composite shape is divided by dashed lines. Part A has area 7 sq units. Part B has area 9 sq units. What is the total?

- A. 9 sq units C. 63 sq units
 B. 16 sq units D. 2 sq units

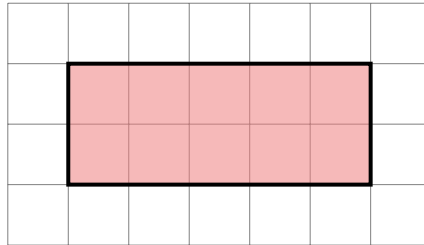
- 4) Two fraction bars are shown. Bar 1 shows $\frac{2}{3}$ shaded. Bar 2 shows $\frac{4}{6}$ shaded. The shaded regions are the same size. Which statement is true?

- A. $\frac{2}{3} < \frac{4}{6}$ C. $\frac{2}{3} = \frac{4}{6}$
 B. $\frac{2}{3} > \frac{4}{6}$ D. Cannot be compared



Scan me!
For more practice
& answers

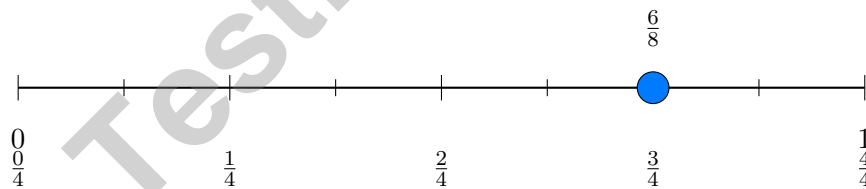
- 5) Look at the unit-square grid below. How many unit squares cover the entire shaded rectangle?



- A. 8 square units C. 12 square units
 B. 10 square units D. 15 square units
- 6) Ava has 6 bags of marbles. Each bag has the same number of marbles. She has 42 marbles in all. How many marbles are in each bag?

$$6 \times \square = 42$$

- A. 9 C. 8
 B. 6 D. 7
- 7) Look at the number line. Which fraction equals $\frac{3}{4}$?



- A. $\frac{1}{2}$ C. $\frac{1}{4}$
 B. $\frac{2}{4}$ D. $\frac{3}{4}$

Practice Test Answer Keys

How to use this section with a Grade 3 student:

1. check the answer first
2. mark questions to try again
3. rework the problem before reading the full explanation

A calm correction routine turns every missed item into useful practice.

Testinar.com



Practice Test Answers and Explanations

Practice Test 1 Answers and Explanations

- Choice A is correct.** **(3.NF.A.1)** A loaf cut into 8 equal slices has each slice as $\frac{1}{8}$ (one-eighth).
- Choice C is correct.** **(3.MD.B.3)** Team A: $2 \times 2 = 4$. Team B: $3 \times 2 = 6$. Team C: $1 \times 2 = 2$. Total: $4 + 6 + 2 = 12$.
- The correct answer is 390.** **(3.NBT.A.1)** The ones digit is 9. Since $9 \geq 5$, round up: 389 rounds to 390.
- Choice B is correct.** **(3.MD.C.5b)** Count the rows: 9 rows. Count across: 6 unit squares per row. Total: $6 + 6 + 6 + 6 + 6 + 6 + 6 + 6 + 6 = 54$ unit squares cover the playground.
- Choice D is correct.** **(3.OA.A.2)** Making equal groups (necklaces) is a division problem. Divide 28 by 7 to find how many beads per necklace: $28 \div 7 = 4$.
- Choice B is correct.** **(3.MD.C.7d)** Find each rectangle: top is $5 \times 3 = 15$ sq m; bottom is $4 \times 2 = 8$ sq m. Total: $15 + 8 = 23$ sq m.
- Choice B is correct.** **(3.G.A.1)** A rectangle has two pairs of opposite equal sides: one pair of long sides and one pair of short sides.
- The correct answer is 7.** **(3.OA.B.6)** $42 \div 6 = 7$ because $7 \times 6 = 42$. The multiplication fact helps us solve the division problem.
- Choice A is correct.** **(3.NBT.A.2)** Ones: $2 - 5$ requires regrouping, so $12 - 5 = 7$. Tens: $3 - 1 = 2$. Hundreds: $6 - 2 = 4$. Answer: 427.
- Choice D is correct.** **(3.OA.D.8)** Step 1: Find the new stickers: $3 \times 8 = 24$. Step 2: Add to her original: $24 + 24 = 48$ stickers. (Choice A is just the original amount; choice B is step 1 only.)
- Choice B is correct.** **(3.NF.A.3c)** $\frac{8}{2}$ means 8 halves. 2 halves make 1 whole, so $8 \div 2 = 4$ wholes.
- Choice C is correct.** **(3.OA.D.9)** Add 7 each time: $42 + 7 = 49$. Multiples of 7 always increase by 7.
- Choices A and C are correct.** **(3.NBT.A.3)** $6 \times 40 = 240$ and $4 \times 60 = 240$. Choice B is $8 \times 20 = 160$, choice D is $3 \times 70 = 210$, and choice E is $6 \times 30 = 180$.
- Choice B is correct.** **(3.NF.A.2a)** One tick in the middle divides into 2 equal parts.
- Choice A is correct.** **(3.MD.C.7b)** Area = length \times width = $6 \times 4 = 24$ square inches.
- Choice D is correct.** **(3.NF.A.2b)** $\frac{5}{3} = 1\frac{2}{3} \approx 1.67$. This is past 1.
- Choice B is correct.** **(3.MD.C.7)** Adding the width 3 seven times: $3 + 3 + 3 + 3 + 3 + 3 + 3 = 21$. This is the same as $7 \times 3 = 21$ square units.
- Choice A is correct.** **(3.OA.A.4)** If $\square \div 4 = 9$, then the unknown is 36 because $4 \times 9 = 36$.
- Choice A is correct.** **(3.OA.A.3)** Divide: $63 \div 9 = 7$ groups.
- Choice B is correct.** **(3.MD.B.4)** Total: $2 + 1 + 2 + 2 = 7$ notebooks. Remove 1 with 100 pages: $7 - 1 = 6$ remain.
- Choice A is correct.** **(3.MD.C.5)** The tile with an area of 9 square inches is smaller than the tile with 16 square inches. Smaller area means less space inside.
- Choice D is correct.** **(3.OA.B.5)** $6 \times 2 = 12$. She has 12 stickers.
- Choice B is correct.** **(3.NF.A.2)** The dot is at the second tick out of four equal parts, so it is $\frac{2}{4}$.
- Choice A is correct.** **(3.OA.C.7)** $3 \times 8 = 24$. Think of three groups of 8: $8 + 8 + 8 = 24$.
- Choice A is correct.** **(3.MD.A.1)** $6 : 11 - 26 \text{ min} = 5 : 45 \text{ PM}$.
- Choice B is correct.** **(3.MD.A.2)** 3 L = 3000 mL. Subtract: $3000 - 1500 = 1500$ mL.
- Choice C is correct.** **(3.MD.C.5a)** A 5 cm \times 4 cm rectangle is covered by $5 \times 4 = 20$ unit squares of 1 cm each.
- Choice C is correct.** **(3.MD.C.7a)** Wide rectangle: $8 \times 3 = 24$ square units.
- Choice D is correct.** **(3.OA.A.1)** 5 shelves with 8 boxes each means 5 groups of 8. So $5 \times 8 = 40$ boxes.
- The correct answer is 72 square units.** **(3.MD.C.7c)** $2 + 6 = 8$, and $9 \times 8 = 72$ square units.

Practice Test 2 Answers and Explanations



Scan me!
For more practice
& answers

A Quiet Word From Your Mentor

Hi, Thoughtful Student,

◇ I want to take a moment to tell you something true: you did excellent work. 4 practice tests is a real promise that you kept to yourself. That matters. ◇

★ **Mentors notice:** growth is quiet. It doesn't shout. But it shows up in how you handle a problem today vs how you did weeks ago. That growth is your real prize. ★

What I See in You

- **Hard Work:** You don't quit when problems are tough.
- **Curiosity:** You wonder why and how.
- **Kindness:** You are patient with yourself.
- **Brave Heart:** You try things that scare you.

Mentor's note: on test day, treat yourself like you would a friend. Be kind. Be patient. Be encouraging. The skills are inside you!

If you want to share something or ask a question, please email me at jay@testinar.com.

Jay Daie

Your Math Mentor

Build Skills. Achieve More.

This book gives **Grade 3** students the focused practice they need to master math concepts with confidence.

What's Inside?



Standards-Aligned Practice

Questions designed to match Grade 3 math standards.



Variety of Question Types

Build skills with multiple formats and challenges.



Real-World Applications

Engaging problems that connect math to life.



Step-by-Step Progress

Track improvement and see growth over time.



Build Skills & Boost Confidence

Strengthen understanding and perform better.

COVERS ALL ESSENTIAL TOPICS

- ✓ Whole Numbers & Operations
- ✓ Fractions & Decimals
- ✓ Algebraic Thinking
- ✓ Geometry
- ✓ Measurement & Data
- ✓ Number Patterns
- ✓ Word Problems
- ✓ Ratio & Proportion
- ✓ Perimeter, Area & Volume
- ✓ Graphing & Data Analysis
- ✓ And More!



More Grade 3 Math Resources
& Practice Materials

testinar.com/math3



PRACTICE. PREPARE. SUCCEED.