

5

Oregon


OSAS

GRADE 3

MATH

PRACTICE TESTS

Standards-Aligned Practice with Review, Answer Keys, and Explanations



5 FULL-LENGTH PRACTICE TESTS



STANDARDS-ALIGNED PRACTICE



DETAILED ANSWER KEYS



CLEAR EXPLANATIONS TO HELP YOU SUCCEED

# 5 Oregon OSAS Grade 3 Math Practice Tests

*Standards-Aligned Review with Mixed Practice and Answer Key*



Five focused 30-question checkpoints for Grade 3 math: facts, fractions, measurement, data, area, shapes, answer keys, and clear explanations for every item.

**Jay Daie and Reza Nazari**



# Copyright ©

**Testinar Inc**



Published by Testinar Inc

[Testinar.com](http://Testinar.com)

All rights reserved. No part of this publication may be reproduced, distributed, or transmitted in any form or by any means, including photocopying, recording, or other electronic or mechanical methods, without the prior written permission of the author, except in the case of brief quotations embodied in critical reviews and certain other noncommercial uses permitted by copyright law, including Section 107 or 108 of the 1976 United States Copyright Act.

This publication is independently produced and has no official connection to any state, district, or national testing program.

Test names and organizational names used herein are the property of their respective trademark holders.



*Copyright ©*

# Welcome to the Five Checkpoint Quest

Five tests, five fresh starts, and one stronger Grade 3 thinker



Read. Model. Solve. Check. Grow.

## To the Grade 3 Math Explorer

This book gives you five practice checkpoints for the Oregon OSAS. Each checkpoint is a full 30-question test, so you can practice stamina, accuracy, and the habit of showing what you know.

Oregon has forest trails, coast roads, waterfalls, and mountain views that reward careful planning. Strong math uses the same kind of careful planning: look at the path, choose a tool, and check your work before moving ahead.

### Notice

Circle key words, units, and numbers before you start.

### Build

Use arrays, number lines, equations, tables, or sketches.

### Verify

Ask, “Does this answer fit the question?”

**Five-checkpoint promise:** I will try each test with patience, mark my mistakes honestly, and use every correction to make the next checkpoint stronger.

# How to Use This Book

A five-step routine for steady Grade 3 growth

Use one checkpoint at a time. A good pace is one test, one careful review, and one short skill tune-up before the next test.

1. **Preview the tools.** Skim the reference page and remember where multiplication, fractions, measurement, and shapes appear.
2. **Take one full test.** Work neatly. If a problem feels stuck, mark it and keep moving.
3. **Check the answer key.** Notice the question type: multiple choice, select all, or open-ended.
4. **Study explanations.** Pick two missed questions and redo them without looking.
5. **Choose the next focus.** Write one habit to carry into the next checkpoint.

**Best review habit:** Do not just ask, “What was the answer?” Ask, “What clue did I miss, and what tool should I try next time?”



# What Is Inside?

Five complete practice tests with review support

Part	What You Do	Why It Helps
Practice Tests 1–5	Solve five different 30-question tests.	Build stamina and see many Grade 3 skills mixed together.
Answer Keys	Check each answer in compact boxes.	Find mistakes quickly without losing your place.
Explanations	Read the reason behind each answer.	Turn missed items into a clear next step.
Standards Reference	See how Oregon Grade 3 standards connect to practice.	Understand the skills behind the questions.

Each test has 26 multiple-choice questions, 1 select-all question, and 3 open-ended questions. That mix gives students practice with quick choices, careful reasoning, and short written answers.



Scan me!  
For more practice  
& answers

# Table of Contents

★ Practice Test 1	_____	14
★ Practice Test 2	_____	26
★ Practice Test 3	_____	39
★ Practice Test 4	_____	52
★ Practice Test 5	_____	64
<b>Practice Test Answer Keys</b>	_____	<b>75</b>
<b>Practice Test Answers and Explanations</b>	_____	<b>79</b>

1) Lily cuts an orange into 8 equal slices. What fraction is one slice?

- A.  $\frac{1}{8}$   
 B.  $\frac{7}{8}$

- C.  $\frac{8}{8}$   
 D.  $\frac{1}{7}$

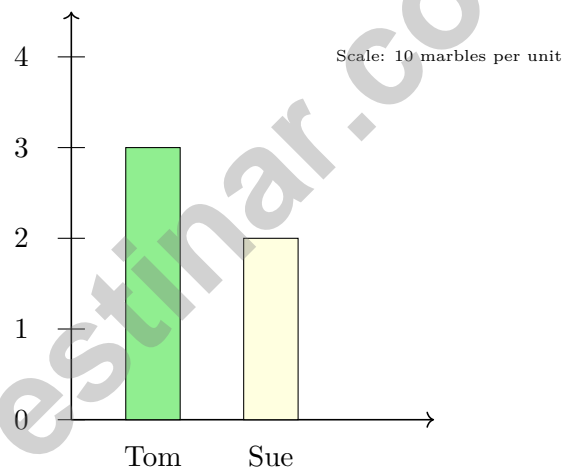
2) What number makes the equation true?

$$63 \div \square = 7$$

- A. 7  
 B. 10

- C. 8  
 D. 9

3) A bar graph shows marbles. The scale is 10 marbles per unit. Read the bars and find how many more marbles one person has.




- A. Tom has 10 more marbles.  
 B. Tom has 20 more marbles.

- C. Sue has 10 more marbles.  
 D. They have the same number.



4) Look at the clock. What time does it show?

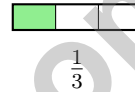
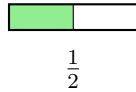


A. 5 : 26

C. 9 : 20

B. 4 : 52

D. 9 : 52



5)

Using the bars, which is true?

A.  $\frac{1}{2} > \frac{1}{3}$  (halves are larger pieces)

D.  $\frac{1}{3} > \frac{1}{2}$  (1 out of 3 is more than 1 out of 2)

B.  $\frac{1}{2} < \frac{1}{3}$  ( $2 < 3$ )

C.  $\frac{1}{2} = \frac{1}{3}$

6) There are 20 cookies in 4 equal bags. Find  $20 \div 4$  to show how many cookies are in each bag.



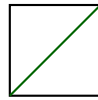
Scan me!  
For more practice  
& answers

7) A tiled rectangle has two parts:  $10 \times 3 = 30$  and  $10 \times 7 = 70$ . Which expanded distributive equation is correct?

- A.  $10 \times (3 + 7) = 10 + 10 = 20$        C.  $10 \times 3 + 7 = 37$   
 B.  $(10 \times 3) + (10 \times 7) = 30 + 70 = 100$        D.  $3 + 7 = 10$

8) Round 476 to the nearest 100.

- A. 400       C. 475  
 B. 470       D. 500




Diagonal of a square

9)

The diagonal of a square is drawn. What shape is created on each side of the diagonal?

- A. Rectangle       C. Triangle  
 B. Square       D. Pentagon

10) A shape is divided into equal parts so that each part is  $\frac{1}{2}$  of the whole. How many equal parts is the shape divided into?



- A. 1 part       C. 3 parts  
 B. 2 parts       D. 4 parts



1) How many unit fractions of  $\frac{1}{4}$  make a whole?


A. 2

C. 4

B. 3

D. 8

2) On a grid, a rectangle covers 6 rows and 7 columns of unit squares.



What is the area?

A. 26 sq units

C. 42 sq units

B. 36 sq units

D. 48 sq units

3) Which shows the same product as  $5 \times 8$ ?

A.  $5 \times 7$

C.  $6 \times 5$

B.  $4 \times 8$

D.  $8 \times 5$

4) A school buys 9 boxes of crayons. They use 4 boxes in art class. Each remaining box has 10 crayons. How many crayons are left unused?

A. 40

C. 60

B. 50

D. 90



5) Which division sentence shows “How many groups of 2 fit in 14?”

A.  $2 \div 14$

C.  $2 \times 14$

B.  $14 + 2$

D.  $14 \div 2$

6) Find  $4 \times (5 + 3)$ .

7) On a number line from 0 to 1 with 2 equal parts, what fraction is at the first tick mark?



A.  $\frac{2}{2}$

C.  $\frac{1}{1}$

B.  $\frac{1}{2}$

D.  $\frac{0}{2}$



8)

4 units

What is the area of the rectangle?

A. 7 sq units

C. 14 sq units

B. 12 sq units

D. 24 sq units



Scan me!  
For more practice  
& answers

1) A recipe calls for 3 kg of flour. Noah already has 1500 g. How many more grams does he need?

A. 1000 g

C. 2000 g

B. 1500 g

D. 3000 g

2) Which fraction is NOT equivalent to  $\frac{3}{6}$ ?

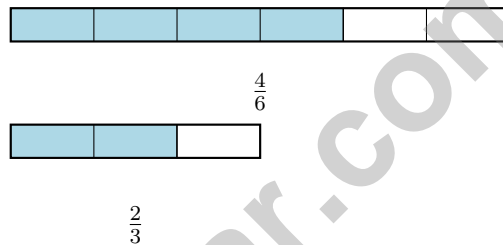
A.  $\frac{1}{2}$

C.  $\frac{4}{8}$

B.  $\frac{2}{4}$

D.  $\frac{2}{3}$

3) Which fraction is equivalent to  $\frac{4}{6}$ ?



A.  $\frac{1}{3}$

C.  $\frac{1}{2}$

B.  $\frac{2}{3}$

D.  $\frac{3}{4}$

4) Ben bought 3 packs of erasers. Each pack has 8 erasers. How many erasers did Ben buy?

A.  $8 \times 3 = 24$

C.  $3 \times 3 = 9$

B.  $3 + 8 = 11$

D.  $8 + 8 = 16$



5) Which number is missing from the multiplication fact family?  $\_ \times 5 = 35$

A. 6

C. 8

B. 9

D. 7

D



6)

The number line from 0 to 4 is divided into fourths. Point *D* is shown. What mixed number is point *D*?

A.  $2\frac{1}{4}$

C.  $2\frac{3}{4}$

B. 3

D.  $2\frac{1}{2}$

7) Which missing divisor makes this division sentence true?

$18 \div \_ = 3$

A. 5

C. 21

B. 15

D. 6

8) Look at the picture. It shows 3 equal groups of circles.

○○○○○

○○○○○

○○○○○

Which equation matches this picture?

A.  $5 \times 4 = \square$

C.  $5 + 3 = \square$

B.  $15 \div 4 = \square$

D.  $3 \times 5 = \square$



Scan me!  
For more practice  
& answers

## Practice Test Answer Keys

**How to use this section with a Grade 3 student:**

1. check the answer first
2. mark questions to try again
3. rework the problem before reading the full explanation

**A calm correction routine turns every missed item into useful practice.**

Testinar.com



Scan me!  
For more practice  
& answers

## Practice Test Answers and Explanations

### Practice Test 1 Answers and Explanations

- 1) **Choice A is correct.** **(3.NF.A.1)** When an orange is cut into 8 equal slices, one slice is  $\frac{1}{8}$  (one-eighth).
- 2) **Choice D is correct.** **(3.OA.A.4)** Multiply:  $7 \times 9 = 63$ , so the divisor is 9. Check:  $63 \div 9 = 7$ .
- 3) **Choice A is correct.** **(3.MD.B.3)** Tom:  $3 \times 10 = 30$ . Sue:  $2 \times 10 = 20$ . Difference:  $30 - 20 = 10$ .
- 4) **Choice B is correct.** **(3.MD.A.1)** The minute hand points to 52 (just before the 11), and the hour hand is between 4 and 5. The time is 4 : 52.
- 5) **Choice A is correct.** **(3.NF.A.3d)** Same numerator (1): both fractions take 1 piece from their bar. But the first bar is divided in half (larger piece), the second in thirds (smaller piece). One half > one third. Visually: the green shaded area is larger in the first bar.
- 6) **The correct answer is 5.** **(3.OA.A.2)**  $20 \div 4 = 5$ . Each bag has 5 cookies.
- 7) **Choice B is correct.** **(3.MD.C.7c)** The expanded distributive equation adds the two smaller rectangle areas:  $(10 \times 3) + (10 \times 7) = 30 + 70 = 100$ .
- 8) **Choice D is correct.** **(3.NBT.A.1)** The tens digit is 7. Since  $7 \geq 5$ , round up: 476 rounds to 500.
- 9) **Choice C is correct.** **(3.G.A.1)** A diagonal divides a square into two congruent right triangles.
- 10) **Choice B is correct.** **(3.G.A.2)** If each part is  $\frac{1}{2}$ , the shape is divided into 2 equal parts.
- 11) **Choice B is correct.** **(3.MD.A.2)** 1 kg = 1000 g.
- 12) **Choice B is correct.** **(3.NF.A.2b)** Point  $K$  at 1.5 is the third half-mark:  $\frac{3}{2} = 1.5$ .
- 13) **Choice D is correct.** **(3.OA.A.1)** The array shows 3 rows with 4 circles in each row. So  $3 \times 4 = 12$  circles.
- 14) **Choice D is correct.** **(3.NF.A.2)** On a number line from 0 to 2, there are 8 equal parts. The fourth tick mark is at the midpoint, which is 1.
- 15) **The correct answer is 9.** **(3.OA.B.6)**  $45 \div 5 = 9$  because  $9 \times 5 = 45$ . Division is the opposite of multiplication.
- 16) **Choices B and C are correct.** **(3.MD.C.7b)** Area of a rectangle = length  $\times$  width =  $8 \times 5 = 40$  square feet. Choice E is false because  $8 \times 5$  equals 40, not 45. Perimeter is found by adding all four sides.
- 17) **Choice C is correct.** **(3.OA.D.8)** Step 1: Red apples:  $5 \times 7 = 35$  apples. Step 2: Green apples:  $4 \times 9 = 36$  apples. Total:  $35 + 36 = 71$  apples.
- 18) **Choice C is correct.** **(3.OA.D.9)**  $5 \times 5 = 25$ . This is sometimes called a “perfect square”.
- 19) **Choice A is correct.** **(3.OA.B.5)** By the distributive property,  $3 \times (4 + 5) = 3 \times 4 + 3 \times 5 = 12 + 15 = 27$ .
- 20) **Choice C is correct.** **(3.MD.B.4)** Range = maximum - minimum =  $10 - 8 = 2$  ounces.
- 21) **Choice A is correct.** **(3.MD.C.5)** Area is the amount of space covered. Larger square tiles cover more space per tile, so fewer are needed. Smaller tiles need more. The floor area stays the same; only the unit of measurement changes.
- 22) **Choice C is correct.** **(3.NBT.A.3)** Multiply  $7 \times 6 = 42$ , then add one zero:  $7 \times 60 = 420$ .
- 23) **Choice C is correct.** **(3.MD.C.7a)** Visual grid: 4 wide  $\times$  5 tall = 20 square units.
- 24) **Choice D is correct.** **(3.NF.A.3b)**  $\frac{2}{4} = \frac{1}{2}$ . Choices A, B, and C are all equivalent. Only  $\frac{3}{4}$  is different.
- 25) **Choice A is correct.** **(3.NF.A.3c)** 3 thirds make 1 whole. 9 thirds =  $9 \div 3 = 3$  wholes.
- 26) **Choice B is correct.** **(3.NF.A.2a)** Larger denominators give smaller fractions.  $\frac{1}{8} < \frac{1}{4} < \frac{1}{2}$ .
- 27) **Choice C is correct.** **(3.MD.C.7d)** Add all three:  $8 + 5 + 5 = 18$  square meters.
- 28) **Choice A is correct.** **(3.MD.C.5a)** A  $2 \times 2$  square uses 4 unit squares and has equal side lengths. Choices B and C also use 4 unit squares but are not squares with equal side lengths. Choice D uses 6 unit squares.
- 29) **The correct answer is 40 tiles.** **(3.MD.C.5b)** Count the rows: 5 rows of tiles. Count across: 8 tiles per row. Total:  $8 + 8 + 8 + 8 + 8 = 40$  square foot tiles cover the floor.
- 30) **Choice A is correct.** **(3.MD.C.7)** Area =  $8 \times 3 = 24$  square feet.

### Practice Test 2 Answers and Explanations



Scan me!  
For more practice  
& answers

## Hi, Curious Scientist!

◇ 5 tests. So many experiments! You tested ideas. You watched what worked. You learned a lot. That's how scientists work—and how you work! ◇

★ **Scientists know:** mistakes are facts, not failures. Every problem you missed taught you something. You used those facts to do better next time. ★

### Lab Results

- **Hypothesis:** CONFIRMED! Practice makes you better.
- **Method:** STRONG! You try, watch, and adjust.
- **Data:** CAREFUL! You read and copy numbers right.
- **Conclusion:** READY! You can do this test.

**Scientist tip:** on test day, stay curious. Ask, "What is this asking?" Then experiment with your math tools. You will find the answer!

If you want to share something or ask a question, please email me at [jay@testinar.com](mailto:jay@testinar.com).

**Jay Daie**

Your Math Scientist

# Build Skills. Boost Confidence. Excel in Grade 3 Math!

This book provides 5 full-length Grade 3 math practice tests that follow standards and help students achieve real results.



## 5 Full-Length Practice Tests

Realistic tests to build stamina and familiarity.



## Standards-Aligned Practice

Questions match Grade 3 math standards and key skills.



## Answer Keys & Explanations

Detailed answers that show steps and clear reasoning.



## Review & Master Skills

Strengthen concepts in numbers, operations, fractions, geometry, measurement, and more.

## COVERS ALL ESSENTIAL TOPICS

- ✓ Whole Numbers
- ✓ Operations & Algebraic Thinking
- ✓ Number Patterns
- ✓ Fractions & Decimals
- ✓ Measurement & Data
- ✓ Geometry
- ✓ Perimeter, Area & Volume
- ✓ Time & Money
- ✓ Data & Graphs
- ✓ Word Problems
- ✓ And More!



Visit [testinar.com/math3](https://testinar.com/math3)  
for more Grade 3 math resources  
and practice materials!



$$\begin{array}{r} 7 \times 8 \\ = 56 \end{array}$$

$$\begin{array}{r} 36 \\ \div 4 = 9 \end{array}$$

$$\begin{array}{r} 452 \\ - 178 \\ \hline = 274 \end{array}$$



Everything Your Child Needs  
to Succeed in Grade 3 Math!



## Perfect For:



Classroom  
Learning



Homework  
Support



Test  
Preparation



Extra Practice  
& Review