

6

Florida FAST

GRADE 3

MATH

PRACTICE TESTS

Standards-Aligned Practice with
Review, Answer Keys, and Explanations



6 Full-Length
Practice Tests



Detailed Answer Keys
and Explanations



Master Skills.
Boost Scores.
Succeed!

6 Florida FAST Grade 3 Math Practice Tests

Standards-Aligned Review with Mixed Practice and Answer Key



Six complete 30-question practice labs for Grade 3 math: operations, fractions, measurement, data, area, shapes, answer keys, and clear explanations for every item.

Jay Daie and Reza Nazari



Copyright ©

Testinar Inc



Published by Testinar Inc

Testinar.com

All rights reserved. No part of this publication may be reproduced, distributed, or transmitted in any form or by any means, including photocopying, recording, or other electronic or mechanical methods, without the prior written permission of the author, except in the case of brief quotations embodied in critical reviews and certain other noncommercial uses permitted by copyright law, including Section 107 or 108 of the 1976 United States Copyright Act.

This publication is independently produced and has no official connection to any state, district, or national testing program.

Test names and organizational names used herein are the property of their respective trademark holders.



Copyright ©

Welcome to the Six Skill Labs

Six full tests, six focused resets, and a stronger Grade 3 problem solver



Notice the pattern. Choose a tool. Explain the answer.

To the Grade 3 Math Builder

This book gives you six practice labs for the Florida FAST. Each lab is a complete 30-question test, so students can practice accuracy, stamina, and clear mathematical thinking.

Florida brings coastlines, springs, space launches, and afternoon rain clouds. Strong math uses that same care: read the task, select a strategy, build the solution, and stay calm when a problem has many details.

Decode

Find the question, the units, and the useful numbers.

Design

Use an equation, array, number line, graph, or sketch.

Confirm

Make sure the answer matches the question.

Six-lab promise: I will work with patience, show useful thinking, and treat corrections as part of learning.

How to Use This Book

A six-lab routine for steady Grade 3 growth

Use one practice lab at a time. The goal is not only to finish more pages. The goal is to finish, review, repair, and bring a smarter habit to the next test. For Florida students, each lab is a short route through coastlines, springs, space launches, and afternoon rain clouds: steady, alert, and ready for the next clue.

1. **Warm up.** Skim the reference materials and remind yourself of common tools.
2. **Take one test.** Work steadily and mark problems that need a second look.
3. **Check answers.** Use the compact answer keys first.
4. **Read explanations.** Study missed items and any lucky guesses.
5. **Redo two problems.** Rewrite the work cleanly without peeking.
6. **Set the next lab goal.** Choose one skill or habit to improve.

Best review habit: A mistake is most useful when you can say why it happened and what you will do differently next time.



What Is Inside?

Six complete practice tests with review support

Part	What You Do	Why It Helps
Practice Tests 1–6	Solve six different 30-question tests.	Build stamina and see Grade 3 skills mixed together.
Answer Keys	Check each answer in compact boxes.	Find mistakes quickly without losing your place.
Explanations	Read why each answer works.	Turn missed items into a clear next step.
Standards Reference	See how Florida Grade 3 standards connect to practice.	Understand the skills behind the questions.

Each test has 26 multiple-choice questions, 1 select-all question, and 3 open-ended questions. This gives students practice with quick decisions, careful reading, and short written math answers for the Florida FAST path.



Scan me!
For more practice
& answers

Table of Contents

★ Practice Test 1	_____	14
★ Practice Test 2	_____	26
★ Practice Test 3	_____	39
★ Practice Test 4	_____	51
★ Practice Test 5	_____	63
★ Practice Test 6	_____	74
Practice Test Answer Keys	_____	85
Practice Test Answers and Explanations	_____	89

1) Noah lists products of 3: 3, 6, 9, 12, 15, 18, 21, 24.

Which property explains why each product increases by 3?

- A. Because 3 is odd
- B. Because 3 is in the ones place
- C. Because these numbers are less than 30
- D. Because we multiply 3 by 1, then 2, then 3, then 4, etc.

2) This area model shows 4×60 . What is the missing part?

6×10	6×10	6×10	6×10
---------------	---------------	---------------	---------------

$$4 \times 60 = (4 \times 6 \times 10) = ?$$

A. 24

B. 60

C. 240

D. 2400

3) Mia and Ava share identical pizzas. Mia eats $\frac{2}{8}$ of hers. Ava eats $\frac{1}{4}$ of hers. Who eats more?

- A. Mia eats more.
- B. Ava eats more.
- C. They eat the same amount.
- D. Cannot tell.

4) Which fraction is equal to 1 whole?

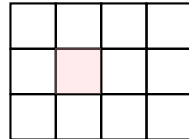
- A. $\frac{6}{2}$
- B. $\frac{3}{3}$
- C. $\frac{4}{3}$
- D. $\frac{2}{3}$



10) What is $40 \div 5$?

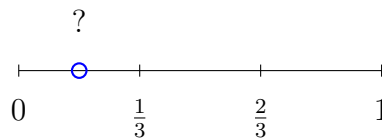
- A. 7 C. 9
 B. 10 D. 8

11) Look at this shape made of unit squares. One square is shaded pink to help you see it:



How many distinct unit squares cover the shape?

- A. 11 unit squares C. 13 unit squares
 B. 12 unit squares D. 24 unit squares
- 12) A garden is 9 meters long and 3 meters wide. Show how you would count all the unit squares. Write a number sentence (like $3 + 3 + 3 + \dots$).



13)

The blue dot is halfway between 0 and $\frac{1}{3}$. Which comparison is true?

- A. The dot $> \frac{1}{3}$ C. The dot $= \frac{2}{3}$
 B. The dot $< \frac{1}{3}$ D. The dot $= 0$





What is the product shown by this array?

- A. 10 C. 6
 B. 8 D. 12



Are these fractions equal?

- A. Yes, they are equal C. No, $\frac{2}{4}$ is larger
 B. No, $\frac{1}{2}$ is larger D. Cannot tell

3) Noah marks $\frac{3}{8}$ on a number line from 0 to 1 divided into 8 equal parts. Then he marks $\frac{5}{8}$. How many eighths are between these two points?

- A. 1 eighth C. 3 eighths
 B. 2 eighths D. 5 eighths

4) A bar graph shows candies. Each bar height represents units. The scale is 5 candies per unit. Red bar is 2 units, blue is 3 units, green is 4 units. How many candies in total?

- A. 45 C. 35
 B. 40 D. 50



Scan me!
For more practice
& answers

5) Noah buys 2 toy cars. Each car costs \$8. How much money does Noah spend?

- A. \$6 C. \$18
 B. \$10 D. \$16

6) Ava makes 5 sets of picture cards. Each set has 20 cards. How many cards does Ava make?

- A. 25 C. 100
 B. 52 D. 1000

7) Find $30 \div 5$.



8) Noah's practice starts at 5 : 42 PM and lasts 38 minutes. When does practice end?

- A. 6 : 10 PM C. 6 : 20 PM
 B. 6 : 15 PM D. 6 : 30 PM

9) A grid shows a rectangle with 3 columns and 4 rows of unit squares.



What is the area?

- A. 7 sq units C. 12 sq units
 B. 9 sq units D. 15 sq units



6) Which number sentence matches “How many groups of 4 are in 16?”

A. $4 + 16$

C. 4×16

B. $16 - 4$

D. $16 \div 4$

7) Which property of multiplication helps you solve 8×3 by thinking about $8 \times 2 + 8 \times 1$?


 A. Commutative

 C. Identity

 B. Associative

 D. Distributive

8) A clock shows the hour hand between 11 and 12, and the minute hand points to 3. What time does it show?



A. 3 : 12

C. 11 : 30

B. 11 : 15

D. 12 : 35

9) Look at this table:

$3 \times 9 = 27$	$9 \times 3 = 27$
$27 \div 3 = 9$	$27 \div 9 = 3$

Which equation does NOT belong in this fact family?

A. $27 \div 3 = 9$

C. $3 \times 9 = 27$

B. $9 \times 3 = 27$

D. $27 \div 6 = 4$



Scan me!
For more practice
& answers

Practice Test Answer Keys

How to use this section with a Grade 3 student:

1. check the answer first
2. mark questions to try again
3. rework the problem before reading the full explanation

A calm correction routine turns every missed item into useful practice.

Testinar.com



Scan me!
For more practice
& answers

Practice Test Answers and Explanations

Practice Test 1 Answers and Explanations

- Choice D is correct.** **(MA.3.AR.2.2)** $3 \times 1 = 3$, $3 \times 2 = 6$, $3 \times 3 = 9$, etc. The difference between consecutive products is always 3.
- Choice C is correct.** **(MA.3.NSO.2.3)** The area model shows 4 groups of (6×10) . Adding: $60 + 60 + 60 + 60 = 240$. Or: $(4 \times 6) \times 10 = 24 \times 10 = 240$.
- Choice C is correct.** **(MA.3.DP.1.2)** $\frac{2}{8} = \frac{1}{4}$. Both eat one-quarter of their pizza.
- Choice B is correct.** **(MA.3.FR.2.2)** When numerator = denominator, the result is always 1 whole. $\frac{3}{3} = 1$.
- Choice A is correct.** **(MA.3.M.2.1)** The minute hand points to 11 minutes (just past the 2), and the hour hand is just past 2. The time is 2 : 11.
- Choice D is correct.** **(MA.3.DP.1.2)** 3 friends with 8 stickers each means 3 groups of 8. So $3 \times 8 = 24$ stickers in all.
- Choice D is correct.** **(MA.3.AR.2.1)** If $35 \div \square = 7$, rewrite this as a missing-factor problem: $7 \times \square = 35$. We ask: 7 times what gives 35? Since $7 \times 5 = 35$, the missing divisor is 5. This shows division working backwards from multiplication.
- Choice A is correct.** **(MA.3.GR.2.1)** Shape 1: $2 \times 10 = 20$ square units. Shape 2: $4 \times 5 = 20$ square units. They have equal areas.
- Choice A is correct.** **(MA.3.NSO.2.1)** Add: $456 + 244 = 700$. Ones: $6 + 4 = 10$ (write 0, carry 1). Tens: $5 + 4 + 1 = 10$ (write 0, carry 1). Hundreds: $4 + 2 + 1 = 7$.
- Choice D is correct.** **(MA.3.AR.1.1)** $40 \div 5 = 8$ because $8 \times 5 = 40$.
- Choice B is correct.** **(MA.3.GR.2.1)** The pink square is still one of the unit squares. The rectangle has $4 \times 3 = 12$ distinct unit squares.
- The correct answer is 27 sq m.** **(MA.3.GR.2.1)** Accept any counting strategy (row-add or column-add). Students should show repeated addition or skip-counting.
- Choice B is correct.** **(MA.3.FR.2.1)** The blue dot is halfway between 0 and $\frac{1}{3}$, so it represents $\frac{1}{6}$. Since $\frac{1}{6} < \frac{1}{3}$, the dot is to the left of $\frac{1}{3}$.
- Choice D is correct.** **(MA.3.FR.1.1)** Measurement division: $20 \div 5 = 4$. There are 4 groups of 5 in 20.
- Choice B is correct.** **(MA.3.FR.2.2)** Both bars show the same amount. $\frac{2}{3}$ and $\frac{4}{6}$ are equivalent.
- Choice A is correct.** **(MA.3.FR.1.1)** A loaf cut into 8 equal slices has each slice as $\frac{1}{8}$ (one-eighth).
- Choices A and B are correct.** **(MA.3.DP.1.2)** Each star represents 2 stickers. A is true because $5 \times 2 = 10$, and B is true because $3 \times 2 = 6$. C should be 8, not 9; D should be 12, not 18; and E should be 4, not 1.
- Choice C is correct.** **(MA.3.AR.1.2)** Step 1: Total cookies: $6 \times 8 = 48$ cookies. Step 2: Divide into boxes: $48 \div 4 = 12$ boxes.
- Choice D is correct.** **(MA.3.DP.1.1)** The line from 0 to 2 is cut into 4 equal steps, so each step is $\frac{1}{2}$. The third tick is $1\frac{1}{2}$.
- Choice D is correct.** **(MA.3.DP.1.2)** $\frac{2}{4}$ means 2 out of 4 equal parts. That is the 2nd tick mark.
- Choice C is correct.** **(MA.3.FR.1.1)** The lines do not create equal parts. Lines from the center must divide a circle into equal angles to make equal parts.
- Choice A is correct.** **(MA.3.FR.2.2)** Multiply numerator and denominator by 2: $\frac{1 \times 2}{3 \times 2} = \frac{2}{6}$. Both bars show the same shaded length.
- Choice D is correct.** **(MA.3.M.1.2)** Multiply: $6 \times 200 = 1200$ mL.
- Choice C is correct.** **(MA.3.NSO.1.4)** For 245: tens digit is $4 < 5$, rounds to 200. For 255: tens digit is $5 \geq 5$, rounds to 300. So 255 becomes the larger rounded number ($300 > 200$).
- Choice A is correct.** **(MA.3.FR.1.1)** When the interval from 0 to 1 is split into 5 equal parts, each part has length $\frac{1}{5}$.
- Choice C is correct.** **(MA.3.GR.2.2)** Shape P has area $1 \times 7 = 7$ unit squares. Shape Q has area $7 \times 1 = 7$ unit squares. Both equal 7.
- Choice D is correct.** **(MA.3.AR.2.3)** Divide: $56 \div 7 = 8$ cards per pile.



Scan me!
For more practice
& answers

A Note From Your Math Friend

Hi, Math Star!

◇ Wow! You finished 6 full practice tests. That is a LOT of math problems. You worked hard, and your brain got stronger every time. ◇

★ **Here is a big idea:** mistakes are okay! Every time you got something wrong, you got smarter. Through 6 tests, you learned that trying is the most important thing. ★

Look What You Did!

- **Hard Worker:** You did not give up!
- **Smart Thinker:** You used your math tools.
- **Brave Learner:** You tried hard problems.
- **Test Ready:** You feel proud and prepared.

Big tip for test day: take your time. Read each problem twice. Show your work. Check your answer. You can do this!

If you want to share something or ask a question, please email me at jay@testinar.com.

Jay Daie

Your Math Friend

BUILD CONFIDENCE. MASTER MATH. ACHIEVE SUCCESS!



This **Grade 3 Math Practice Tests** book is the perfect companion for students who want to strengthen their math skills and excel in school. With **6** full-length practice tests designed to reflect real test formats, students get the practice they need to understand key concepts, build problem-solving skills, and tackle any challenge with confidence.

PERFECT FOR:

- ✓ Classroom Practice
- ✓ Homework & Review
- ✓ Test Preparation

★ **PREPARE TODAY.
SUCCEED TOMORROW!**

WHAT STUDENTS WILL GAIN:



Stronger Concepts

Reinforce key Grade 3 math skills and build a solid foundation.



Better Problem Solving

Develop critical thinking and solve problems with ease.



Test Confidence

Get familiar with test formats and reduce exam stress.



Track Progress

Measure improvement and focus on areas that matter.



Achieve Success

Build the skills and confidence to reach higher goals.

TOPICS COVERED:

- ✓ Whole Numbers & Operations
- ✓ Fractions & Decimals
- ✓ Algebraic Thinking
- ✓ Geometry
- ✓ Measurement & Data
- ✓ Graphing & Data Analysis
- ✓ Number Patterns
- ✓ Word Problems
- ✓ Ratio & Proportion
- ✓ Perimeter, Area & Volume
- ✓ And More!



Visit testinar.com/math5 for more Grade 3 math resources and practice materials!

PRACTICE MORE. ACHIEVE MORE.

Give your child the tools they need to succeed in math and beyond!



Aligns with Grade 3 Learning Standards



Builds Critical Thinking & Problem-Solving