

6

Mississippi

MAAP

GRADE 3

MATH

PRACTICE TESTS

Standards-Aligned Practice with
Review, Answer Keys, and Explanations



6 Full-Length
Practice Tests



Detailed Answer Keys
and Explanations



Master Skills.
Boost Scores.
Succeed!

6 Mississippi MAAP Grade 3 Math Practice Tests

Standards-Aligned Review with Mixed Practice and Answer Key



Six complete 30-question practice labs for Grade 3 math: operations, fractions, measurement, data, area, shapes, answer keys, and clear explanations for every item.

Jay Daie and Reza Nazari



Copyright ©

Testinar Inc



Published by Testinar Inc

Testinar.com

All rights reserved. No part of this publication may be reproduced, distributed, or transmitted in any form or by any means, including photocopying, recording, or other electronic or mechanical methods, without the prior written permission of the author, except in the case of brief quotations embodied in critical reviews and certain other noncommercial uses permitted by copyright law, including Section 107 or 108 of the 1976 United States Copyright Act.

This publication is independently produced and has no official connection to any state, district, or national testing program.

Test names and organizational names used herein are the property of their respective trademark holders.



Copyright ©

Welcome to the Six Skill Labs

Six full tests, six focused resets, and a stronger Grade 3 problem solver



Notice the pattern. Choose a tool. Explain the answer.

To the Grade 3 Math Builder

This book gives you six practice labs for the Mississippi MAAP. Each lab is a complete 30-question test, so students can practice accuracy, stamina, and clear mathematical thinking.

Mississippi brings river bends, music towns, cotton fields, and Gulf breezes. Strong math uses that same care: read the task, select a strategy, build the solution, and listen for what the question is really asking.

Decode

Find the question, the units, and the useful numbers.

Design

Use an equation, array, number line, graph, or sketch.

Confirm

Make sure the answer matches the question.

Six-lab promise: I will work with patience, show useful thinking, and treat corrections as part of learning.

How to Use This Book

A six-lab routine for steady Grade 3 growth

Use one practice lab at a time. The goal is not only to finish more pages. The goal is to finish, review, repair, and bring a smarter habit to the next test. For Mississippi students, each lab is a short route through river bends, music towns, cotton fields, and Gulf breezes: steady, alert, and ready for the next clue.

1. **Warm up.** Skim the reference materials and remind yourself of common tools.
2. **Take one test.** Work steadily and mark problems that need a second look.
3. **Check answers.** Use the compact answer keys first.
4. **Read explanations.** Study missed items and any lucky guesses.
5. **Redo two problems.** Rewrite the work cleanly without peeking.
6. **Set the next lab goal.** Choose one skill or habit to improve.

Best review habit: A mistake is most useful when you can say why it happened and what you will do differently next time.



What Is Inside?

Six complete practice tests with review support

Part	What You Do	Why It Helps
Practice Tests 1–6	Solve six different 30-question tests.	Build stamina and see Grade 3 skills mixed together.
Answer Keys	Check each answer in compact boxes.	Find mistakes quickly without losing your place.
Explanations	Read why each answer works.	Turn missed items into a clear next step.
Standards Reference	See how Mississippi Grade 3 standards connect to practice.	Understand the skills behind the questions.

Each test has 26 multiple-choice questions, 1 select-all question, and 3 open-ended questions. This gives students practice with quick decisions, careful reading, and short written math answers for the Mississippi MAAP path.

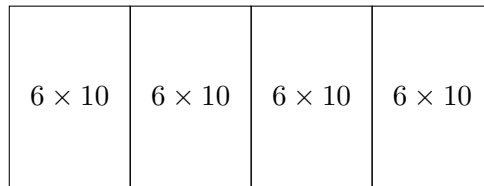


Scan me!
For more practice
& answers

Table of Contents

★ Practice Test 1	_____	14
★ Practice Test 2	_____	26
★ Practice Test 3	_____	38
★ Practice Test 4	_____	50
★ Practice Test 5	_____	63
★ Practice Test 6	_____	76
Practice Test Answer Keys	_____	87
Practice Test Answers and Explanations	_____	91

1) This area model shows 4×60 . What is the missing part?



$$4 \times 60 = (4 \times 6 \times 10) = ?$$

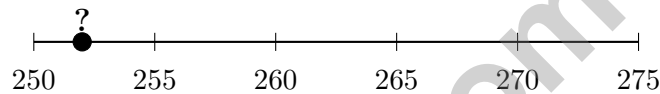
A. 24

C. 240

B. 60

D. 2400

2)



Look at the number line. The number marked ? is closest to which value when rounded to the nearest 10?

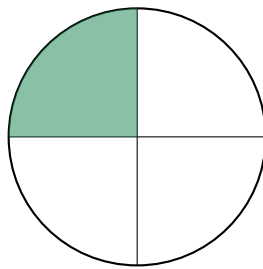
A. 250

C. 260

B. 265

D. 270

3) A pizza circle is divided into equal parts. Mia takes 1 part and it is $\frac{1}{4}$ of the pizza. How many equal parts is the pizza divided into?



A. 2 parts

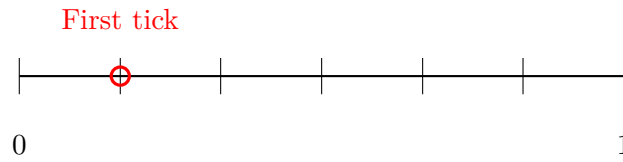
C. 4 parts

B. 3 parts

D. 6 parts



- 4) Look at this number line labeled from 0 to 1 with 6 equal parts. The mark at the first tick represents which fraction?

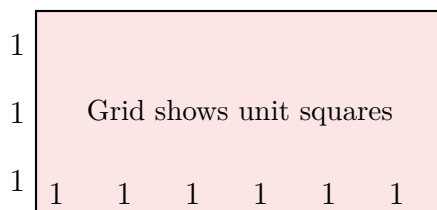


- A. $\frac{1}{6}$ C. $\frac{2}{6}$
 B. $\frac{1}{7}$ D. $\frac{1}{5}$
- 5) Look at odd numbers: 1, 3, 5, 7, 9, 11.
What is the next odd number?
- A. 12 C. 14
 B. 15 D. 13
- 6) A rectangular picture has an area of 35 square centimeters. Which dimensions could make this area?
- A. 5 cm and 7 cm C. 4 cm and 8 cm
 B. 5 cm and 6 cm D. 6 cm and 6 cm
- 7) A baker makes cookies for a party. She has 40 cookies to put into boxes of 5. How many boxes does she need?
- A. 6 C. 45
 B. 7 D. 8



Scan me!
For more practice
& answers

8)



The rectangle above shows 6 unit squares across and 3 unit squares down. Which multiplication statement represents this rectangle's area?

A. $6 + 3 = 9$

C. $3 + 3 + 3 + 3 + 3 + 3 = 18$

B. $6 \times 3 = 18$

D. $9 \times 2 = 18$

9) Which comparison is true?

A. $\frac{3}{5} > \frac{3}{4}$

C. $\frac{3}{4} < \frac{3}{5}$

B. $\frac{3}{5} < \frac{3}{4}$

D. $\frac{3}{5} = \frac{3}{4}$

10) A bar graph shows minutes played at recess. Each unit is 2 minutes. Sofia's bar is 5 units. How many minutes did Sofia play?

A. 7

C. 12

B. 10

D. 15

11) A shape has exactly 4 sides and exactly 4 right angles. Which could it be?

 A. Rhombus only

 C. Square or rectangle

 B. Trapezoid only

 D. Triangle

12) Compare two fractions on a number line from 0 to 1 divided into 4 equal parts: $\frac{1}{4}$ and $\frac{3}{4}$. Which is closer to 1?

A. $\frac{1}{4}$

 C. They are equally close

B. $\frac{3}{4}$

 D. Neither is close to 1


1) What is 5×9 ?

A. 40

C. 50

B. 54

D. 45

2) Which shows the same product as 5×8 ?

A. 5×7

C. 6×5

B. 4×8

D. 8×5

3) There are 9 students with 4 crayons each. How many crayons total?

4) Which is NOT equivalent to $\frac{2}{4}$?

A. $\frac{4}{8}$

C. $\frac{3}{6}$

B. $\frac{1}{2}$

D. $\frac{3}{4}$

5) A number line from 0 to 1 is divided so there are exactly 4 equal parts. If you mark the first partition, what fraction do you mark?

A. $\frac{1}{4}$

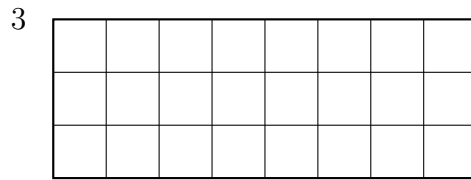
C. $\frac{1}{5}$

B. $\frac{1}{3}$

D. $\frac{4}{4}$

6) Look at the fact family: $4 \times 8 = 32$, $8 \times 4 = 32$, $32 \div 4 = 8$, and $32 \div 8 = 4$. If you know that $4 \times 8 = 32$, what is $32 \div 8$?





7)

How many unit squares tile this wide rectangle?

 A. 11 C. 24 B. 18 D. 838) What is $542 - 218$? A. 334 C. 314 B. 422 D. 324

9) A teacher has 20 pencils. She wants to make packets with 5 pencils each. How many packets can she make?

 A. 3 C. 5 B. 25 D. 4

10) A square garden has sides of 6 units each. Sam wants to tile it with unit square stepping stones. How many stones does he need to cover the entire garden?

 A. 12 stones C. 36 stones B. 24 stones D. 48 stones

Scan me!
For more practice
& answers

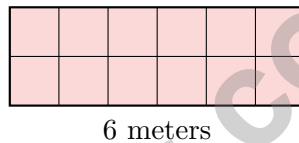
1) What is $367 + ? = 650$? Find the missing addend.

- A. 283 C. 293
 B. 273 D. 382

2) A rectangular sign at school is 8 meters long and 4 meters wide. What is the area of the sign?

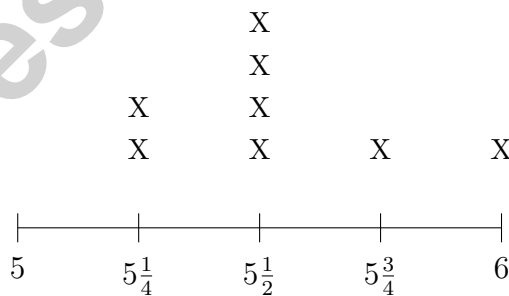
- A. 12 sq m C. 32 sq m
 B. 24 sq m D. 64 sq m

3) Lily has a rectangular garden that is 6 meters long and 2 meters wide. If she uses 1-meter by 1-meter tiles (unit squares), how many tiles does she need?



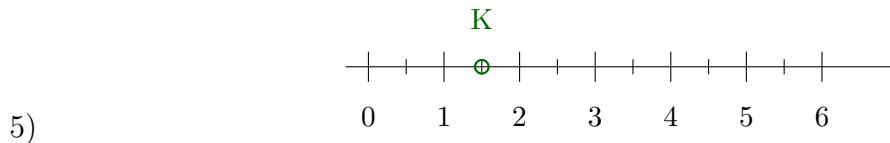
- A. 8 tiles C. 12 tiles
 B. 10 tiles D. 14 tiles

4) A line plot shows shell widths in centimeters: $5, 5\frac{1}{4}, 5\frac{1}{2}, 5\frac{3}{4}, 6$.



Which width has the most shells?

- A. $5\frac{1}{4}$ cm C. $5\frac{3}{4}$ cm
 B. $5\frac{1}{2}$ cm D. 6 cm



The number line from 0 to 6 is divided into halves. Point K is at 1.5. Write point K as an improper fraction.

A. $\frac{2}{3}$

B. $\frac{3}{2}$

C. $\frac{6}{2}$

D. $\frac{12}{2}$

6) Which number sentence is false?

A. $2 \times 9 = 9 \times 2$

B. $(2 \times 3) \times 3 = 2 \times (3 \times 3)$

C. $8 \times 6 = 7 \times 6 + 1$

D. $4 \times (2 + 3) = 4 \times 2 + 4 \times 3$

7) Lily has 3 jars of marbles. Each jar has 8 marbles. How many marbles does Lily have altogether?

A. 5

B. 11

C. 25

D. 24

8) A composite shape breaks into three rectangles: one 5 units by 3 units, and two 2 units by 3 units each. What is the total area?

A. 15 sq units

B. 6 sq units

C. 27 sq units

D. 90 sq units

9) A room is shaped like a rectangle. It is 6 meters long and 5 meters wide. What is the area of the room?

A. 30 sq m

B. 22 sq m

C. 11 sq m

D. 36 sq m



Scan me!
For more practice
& answers

Practice Test Answer Keys

How to use this section with a Grade 3 student:

1. check the answer first
2. mark questions to try again
3. rework the problem before reading the full explanation

A calm correction routine turns every missed item into useful practice.

Testinar.com



Scan me!
For more practice
& answers

Practice Test Answers and Explanations

Practice Test 1 Answers and Explanations

- 1) **Choice C is correct.** **(3.NBT.3)** The area model shows 4 groups of (6×10) . Adding: $60 + 60 + 60 + 60 = 240$. Or: $(4 \times 6) \times 10 = 24 \times 10 = 240$.
- 2) **Choice A is correct.** **(3.NBT.1)** The point is between 250 and 255, closer to 250. A number like 251–254 rounds to 250 (ones digit < 5).
- 3) **Choice C is correct.** **(3.G.2)** If one part is $\frac{1}{4}$ of the pizza, the pizza is divided into 4 equal parts.
- 4) **Choice A is correct.** **(3.NF.2a)** Six equal parts means the first tick is at unit fraction $\frac{1}{6}$.
- 5) **Choice D is correct.** **(3.OA.9)** Odd numbers increase by 2 each time: $11 + 2 = 13$.
- 6) **Choice A is correct.** **(3.MD.6)** $5 \times 7 = 35$ sq cm. The other choices do not equal 35.
- 7) **Choice D is correct.** **(3.OA.2)** Measurement division: $40 \div 5 = 8$. There are 8 groups of 5 in 40.
- 8) **Choice B is correct.** **(3.MD.7b)** Representing area as a rectangular array: multiplying the number of unit squares across (6) by the number down (3) gives $6 \times 3 = 18$ square units. Choice A (9) is the sum; C (18) is correct but inefficient for Grade 3 (repeated addition); D (18) arrives at correct answer but uses wrong factors.
- 9) **Choice B is correct.** **(3.NF.3d)** When comparing fractions with the same numerator (3), look at the denominator: fifths are bigger pieces than fourths. So $\frac{3}{5}$ (3 large pieces) is less than $\frac{3}{4}$ (3 slightly larger pieces). Key rule: smaller denominator = bigger pieces.
- 10) **Choice B is correct.** **(3.MD.3)** $5 \times 2 = 10$ minutes.
- 11) **Choice C is correct.** **(3.G.1)** Any 4-sided shape with 4 right angles is either a rectangle or a square. A square is just a special rectangle with equal sides.
- 12) **Choice B is correct.** **(3.NF.2b)** On a 0-to-1 line, $\frac{3}{4}$ is at the 3rd mark (distance 0.25 from 1), while $\frac{1}{4}$ is at the 1st mark (distance 0.75 from 1). So $\frac{3}{4}$ is much closer.
- 13) **Choices A and C are correct.** **(3.MD.5a)** Choice A is correct: a unit square has a side length of 1 unit. Choice C is correct: it is the building block for measuring area. Choice B is wrong (area is 1 square unit, not 2). Choice D is wrong (all sides are equal to 1 unit). Choice E is wrong (color is not part of the definition).
- 14) **The correct answer is 7.** **(3.OA.7)** $35 \div 5 = 7$.
- 15) **Choice D is correct.** **(3.OA.4)** In this fact family, $24 \div 3 = 8$. This is the division equation that matches the multiplication $3 \times 8 = 24$.
- 16) **Choice D is correct.** **(3.OA.1)** $3 \times 6 = 18$ (three groups of six). James added $3 + 6 = 9$ instead of multiplying.
- 17) **The correct answer is 24.** **(3.OA.5)** $(2 \times 3) \times 4 = 6 \times 4 = 24$.
- 18) **Choice D is correct.** **(3.NBT.2)** Ones: $8 + 4 = 12$ (write 2, carry 1). Tens: $7 + 5 + 1 = 13$ (write 3, carry 1). Hundreds: $4 + 2 + 1 = 7$. Answer: 732.
- 19) **Choice C is correct.** **(3.NF.3)** $\frac{3}{4}$ and $\frac{6}{8}$ both show three-fourths of a whole.
- 20) **Choice C is correct.** **(3.MD.1)** From 3 : 14 to 3 : 56: $56 - 14 = 42$ minutes.
- 21) **Choice B is correct.** **(3.NF.2)** The dot is at the second tick out of four equal parts, so it is $\frac{2}{4}$.
- 22) **Choice A is correct.** **(3.NF.3b)** Eli ate $\frac{1}{2}$ and Noah ate $\frac{2}{4}$. These are equivalent: $\frac{1 \times 2}{2 \times 2} = \frac{2}{4}$.
- 23) **Choice A is correct.** **(3.MD.7d)** Part 1: $9 \times 3 = 27$ sq units. Part 2: $4 \times 3 = 12$ sq units. Total: $27 + 12 = 39$ sq units.
- 24) **Choice C is correct.** **(3.MD.5)** Multiply length by width: $6 \times 3 = 18$ square units.
- 25) **Choice D is correct.** **(3.OA.6)** Every multiplication fact has two related division facts. From $6 \times 7 = 42$, we get $42 \div 6 = 7$. The factors switch roles.
- 26) **Choice A is correct.** **(3.NF.1)** The rectangle is divided into 4 equal parts. Even though the shading might look uneven, one complete part is shaded, which is $\frac{1}{4}$.
- 27) **Choice A is correct.** **(3.OA.8)** Step 1: Find total seeds: $7 \times 8 = 56$ seeds. Step 2: Subtract sprouted seeds: $56 - 50 = 6$ seeds did not sprout. (Choice D is step 1 only; choice C is incorrect subtraction.)
- 28) **Choice C is correct.** **(3.NF.3a)** $\frac{4}{8} = \frac{1}{2}$. Both represent one-half of their circles.



Scan me!
For more practice
& answers

Hi, Math Inventor!

◇ 6 practice tests. 6 chances to invent new ways to think. You tried things. You changed them. You made your math brain stronger! ◇

★ **Inventors know:** the first try isn't always the best try. Sometimes you fix it. Sometimes you start over. You did all of that! ★

Inventor's Workshop

- **Sketch Pad:** Full of ideas!
- **Toolbox:** Lots of math strategies.
- **Workbench:** Neat and organized.
- **Brave Mind:** You try new things.

Inventor tip: on test day, if your first try doesn't work, switch tools. Inventors don't get stuck on one tool. Pick the right one for the job!

If you want to share something or ask a question, please email me at jay@testinar.com.

Jay Daie

Your Math Inventor

BUILD CONFIDENCE. MASTER MATH. ACHIEVE SUCCESS!



This **Grade 3 Math Practice Tests** book is the perfect companion for students who want to strengthen their math skills and excel in school. With **6** full-length practice tests designed to reflect real test formats, students get the practice they need to understand key concepts, build problem-solving skills, and tackle any challenge with confidence.

PERFECT FOR:

- ✓ Classroom Practice
- ✓ Homework & Review
- ✓ Test Preparation

★ **PREPARE TODAY.
SUCCEED TOMORROW!**

WHAT STUDENTS WILL GAIN:



Stronger Concepts

Reinforce key Grade 3 math skills and build a solid foundation.



Better Problem Solving

Develop critical thinking and solve problems with ease.



Test Confidence

Get familiar with test formats and reduce exam stress.



Track Progress

Measure improvement and focus on areas that matter.



Achieve Success

Build the skills and confidence to reach higher goals.

TOPICS COVERED:

- ✓ Whole Numbers & Operations
- ✓ Fractions & Decimals
- ✓ Algebraic Thinking
- ✓ Geometry
- ✓ Measurement & Data
- ✓ Graphing & Data Analysis
- ✓ Number Patterns
- ✓ Word Problems
- ✓ Ratio & Proportion
- ✓ Perimeter, Area & Volume
- ✓ And More!



Visit testinar.com/math5 for more Grade 3 math resources and practice materials!

PRACTICE MORE. ACHIEVE MORE.

Give your child the tools they need to succeed in math and beyond!



Aligns with Grade 3 Learning Standards



Builds Critical Thinking & Problem-Solving