

6

New York NYSTP

GRADE 3

MATH

PRACTICE TESTS

Standards-Aligned Practice with
Review, Answer Keys, and Explanations



6 Full-Length
Practice Tests



Detailed Answer Keys
and Explanations



Master Skills.
Boost Scores.
Succeed!

6 New York NYSTP Grade 3 Math Practice Tests

Standards-Aligned Review with Mixed Practice and Answer Key



Six complete 30-question practice labs for Grade 3 math: operations, fractions, measurement, data, area, shapes, answer keys, and clear explanations for every item.

Jay Daie and Reza Nazari



Copyright ©

Testinar Inc



Published by Testinar Inc

Testinar.com

All rights reserved. No part of this publication may be reproduced, distributed, or transmitted in any form or by any means, including photocopying, recording, or other electronic or mechanical methods, without the prior written permission of the author, except in the case of brief quotations embodied in critical reviews and certain other noncommercial uses permitted by copyright law, including Section 107 or 108 of the 1976 United States Copyright Act.

This publication is independently produced and has no official connection to any state, district, or national testing program.

Test names and organizational names used herein are the property of their respective trademark holders.



Copyright ©

Welcome to the Six Skill Labs

Six full tests, six focused resets, and a stronger Grade 3 problem solver



Notice the pattern. Choose a tool. Explain the answer.

To the Grade 3 Math Builder

This book gives you six practice labs for the New York NYSTP. Each lab is a complete 30-question test, so students can practice accuracy, stamina, and clear mathematical thinking.

New York brings city grids, canal paths, lake shores, and Adirondack trails. Strong math uses that same care: read the task, select a strategy, build the solution, and choose an efficient path through mixed problems.

Decode

Find the question, the units, and the useful numbers.

Design

Use an equation, array, number line, graph, or sketch.

Confirm

Make sure the answer matches the question.

Six-lab promise: I will work with patience, show useful thinking, and treat corrections as part of learning.

How to Use This Book

A six-lab routine for steady Grade 3 growth

Use one practice lab at a time. The goal is not only to finish more pages. The goal is to finish, review, repair, and bring a smarter habit to the next test. For New York students, each lab is a short route through city grids, canal paths, lake shores, and Adirondack trails: steady, alert, and ready for the next clue.

1. **Warm up.** Skim the reference materials and remind yourself of common tools.
2. **Take one test.** Work steadily and mark problems that need a second look.
3. **Check answers.** Use the compact answer keys first.
4. **Read explanations.** Study missed items and any lucky guesses.
5. **Redo two problems.** Rewrite the work cleanly without peeking.
6. **Set the next lab goal.** Choose one skill or habit to improve.

Best review habit: A mistake is most useful when you can say why it happened and what you will do differently next time.



What Is Inside?

Six complete practice tests with review support

Part	What You Do	Why It Helps
Practice Tests 1–6	Solve six different 30-question tests.	Build stamina and see Grade 3 skills mixed together.
Answer Keys	Check each answer in compact boxes.	Find mistakes quickly without losing your place.
Explanations	Read why each answer works.	Turn missed items into a clear next step.
Standards Reference	See how New York Grade 3 standards connect to practice.	Understand the skills behind the questions.

Each test has 26 multiple-choice questions, 1 select-all question, and 3 open-ended questions. This gives students practice with quick decisions, careful reading, and short written math answers for the New York NYSTP path.



Scan me!
For more practice
& answers

Table of Contents

★ Practice Test 1	_____	14
★ Practice Test 2	_____	25
★ Practice Test 3	_____	37
★ Practice Test 4	_____	50
★ Practice Test 5	_____	61
★ Practice Test 6	_____	74
Practice Test Answer Keys	_____	85
Practice Test Answers and Explanations	_____	89

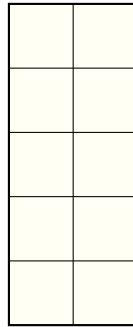
1) Mia marks $\frac{1}{4}$ on a number line from 0 to 1 that has 4 equal parts. Then she marks $\frac{3}{4}$. How many tick marks apart are these two points?

A. 0 marks

C. 4 marks

B. 1 mark

D. 2 marks



2)

Count the unit squares in this tall rectangle. What is its area?

A. 7 square units

C. 10 square units

B. 9 square units

D. 12 square units

3) A coach divides 24 students into 6 equal teams. How many students are on each team?

A. 3

C. 5

B. 30

D. 4

4) What is 6×8 ?

A. 42

C. 54

B. 56

D. 48



5) Find $48 \div 6$.

6) What is $620 - 387$?

A. 233

C. 333

B. 243

D. 343

7) A teacher has 24 crayons and 8 students. She shares the crayons equally. How many crayons does each student get? Which multiplication fact helps you solve this?

A. $8 \times 3 = 24$ (each student gets 3 crayons)


C. $6 \times 4 = 24$ (wrong number of students)

B. $8 \times 4 = 32$ (too many crayons)


D. $8 + 3 = 11$ (adding, not dividing)

8) A rectangle has length 4 and width 2. How many sides does it have?

9) Sam eats 1 slice from a 3-slice pizza. Which fraction is equivalent to what he ate?



$\frac{1}{3}$



?

A. $\frac{2}{6}$

C. $\frac{1}{4}$

B. $\frac{1}{2}$

D. $\frac{2}{3}$



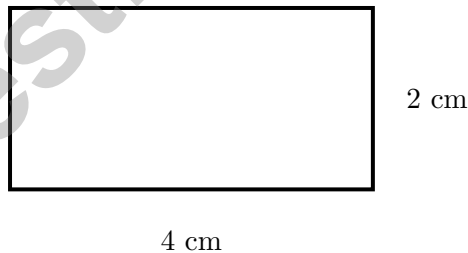
Scan me!
For more practice
& answers

- 1) Ava multiplies 6 by 1. What property of multiplication is this?
- A. Commutative property C. Distributive property
 B. Associative property D. Identity property
- 2) Which fraction is equivalent to $\frac{1}{2}$ by multiplying numerator and denominator by 3?
- A. $\frac{2}{6}$ C. $\frac{2}{5}$
 B. $\frac{3}{6}$ D. $\frac{4}{6}$
- 3) Noah had 300 cookies. He gave away 145 cookies to his friends. How many cookies does Noah have left?
- A. 155 C. 445
 B. 165 D. 245
- 4) A bakery makes 6 batches of cookies with 8 cookies per batch. They pack them into boxes with 4 cookies each. How many boxes do they fill?
- A. 8 C. 12
 B. 10 D. 14
- 5) What is 145 rounded to the nearest 100?
- A. 100 C. 150
 B. 140 D. 200
- 6) What is 3×4 ?



Scan me!
For more practice
& answers

- 1) Which number sentence represents “28 beads made into 7 equal necklaces”?
- A. $28 + 7$ C. $28 - 7$
 B. 7×28 D. $28 \div 7$
- 2) What is $72 \div 8$?
- A. 8 C. 10
 B. 9 D. 64
- 3) Lily has 48 beads to make bracelets. Each bracelet uses 8 beads. How many bracelets can she make?
- A. 6 C. 7
 B. 56 D. 40
- 4) Eli eats breakfast at 7 : 33 AM. He eats lunch 3 hours and 17 minutes later. What time does Eli eat lunch?
- A. 10 : 30 AM C. 11 : 00 AM
 B. 10 : 45 AM D. 10 : 50 AM



- 5) 4 cm
- What is the perimeter of this rectangle?
- A. 6 cm C. 12 cm
 B. 8 cm D. 16 cm



6) What is $750 - 325$?

A. 425

C. 515

B. 435

D. 525

7) What number makes this true? $_ \times 20 = 160$

A. 8

C. 80

B. 16

D. 2

8) What number makes the equation true?

$$\square \div 4 = 6$$

A. 10

C. 28

B. 18

D. 24

9) A 8×5 rectangle is tiled into two smaller rectangles by a horizontal line. If one rectangle is 8×3 , what is the area of the other?

A. 16

C. 40

B. 24

D. 14

10) Two identical sandwiches are served. Sandwich A is cut into 4 pieces with 1 eaten. Sandwich B is cut into 8 pieces with 2 eaten. How much is left uneaten?

A. Same amount is left.

C. Sandwich B has more left.

B. Sandwich A has more left.

D. Cannot tell.



Scan me!
For more practice
& answers

Practice Test Answer Keys

How to use this section with a Grade 3 student:

1. check the answer first
2. mark questions to try again
3. rework the problem before reading the full explanation

A calm correction routine turns every missed item into useful practice.

Testinar.com



Scan me!
For more practice
& answers

Practice Test Answers and Explanations

Practice Test 1 Answers and Explanations

- 1) **Choice D is correct.** **(3.NF.2b)** $\frac{1}{4}$ is the 1st tick; $\frac{3}{4}$ is the 3rd tick. The distance is $3 - 1 = 2$ ticks apart.
- 2) **Choice C is correct.** **(3.MD.5a)** The rectangle is 2 units wide and 5 units tall: $2 \times 5 = 10$ unit squares.
- 3) **Choice D is correct.** **(3.OA.2)** $24 \div 6 = 4$. Divide the total students by the number of teams.
- 4) **Choice D is correct.** **(3.OA.7a)** $6 \times 8 = 48$. You can think of 6 groups of 8, or 8 groups of 6.
- 5) **The correct answer is 8.** **(3.OA.3)** $48 \div 6 = 8$.
- 6) **Choice A is correct.** **(3.NBT.2)** Ones: $0 - 7$ requires regrouping, so $10 - 7 = 3$. Tens: $1 - 8$ requires regrouping, so $11 - 8 = 3$. Hundreds: $5 - 3 = 2$. Answer: 233.
- 7) **Choice A is correct.** **(3.OA.6)** This problem requires division: $24 \div 8 = \square$. We use the unknown-factor strategy: $\square \times 8 = 24$. The multiplication fact $8 \times 3 = 24$ tells us each student gets 3 crayons. We find the missing factor using multiplication.
- 8) **The correct answer is 4 sides.** **(3.G.1)** A rectangle is a quadrilateral, so it has 4 sides.
- 9) **Choice A is correct.** **(3.NF.3)** Sam ate $\frac{1}{3}$, which is equivalent to $\frac{2}{6}$.
- 10) **Choice B is correct.** **(3.NF.3d)** CRITICAL: Fraction comparisons are ONLY valid when both fractions describe the same-size whole. Since pizza B is bigger than pizza A, $\frac{1}{4}$ of the smaller pizza may actually be bigger than $\frac{1}{6}$ of the larger pizza. We cannot compare them. Standard 3.NF.A.3.d requires recognizing that comparisons are valid only when the two fractions refer to the same whole.
- 11) **Choice B is correct.** **(3.NF.3b)** Multiply numerator and denominator by 2: $\frac{1 \times 2}{3 \times 2} = \frac{2}{6}$.
- 12) **Choice C is correct.** **(3.MD.3)** Event A: $2 \times 10 = 20$. Event B: $5 \times 10 = 50$. Total: $20 + 50 = 70$.
- 13) **Choice C is correct.** **(3.MD.6)** Count by rows: $5 + 5 + 5 + 5 = 20$ unit squares. This is one way to count area.
- 14) **Choice D is correct.** **(3.OA.5)** The commutative property says you can switch the order of the factors and still get the same answer. So $2 \times 7 = 7 \times 2 = 14$.
- 15) **Choice D is correct.** **(3.OA.1)** The repeated addition $2 + 2 + 2 + 2$ has four 2's added, so it equals $4 \times 2 = 8$.
- 16) **Choice C is correct.** **(3.NBT.1)** For 567: ones digit is $7 \geq 5$, so it rounds up to the nearest 10, which is 570.
- 17) **Choices A and C are correct.** **(3.MD.7b)** To find rectangle area, multiply length by width. Here, $6 \times 9 = 54$ square meters. Adding the sides gives perimeter, not area.
- 18) **The correct answer is 2 scores.** **(3.MD.4)** The scores 81 and 82 points each occur once, so there are 2 scores occurring exactly once.
- 19) **Choice D is correct.** **(3.MD.7c)** This equation uses subtraction instead of addition. The correct form is $6 \times (5 + 2) = 6 \times 5 + 6 \times 2$.
- 20) **Choice B is correct.** **(3.NF.1)** The rectangle is divided into 2 equal parts with 1 shaded, so the fraction is $\frac{1}{2}$ (one-half).
- 21) **Choice A is correct.** **(3.MD.1)** From 7 : 05 to 8 : 05 is 60 minutes. $95 - 60 = 35$ more minutes. 8 : 05 + 35 min = 8 : 40 PM.
- 22) **Choice A is correct.** **(3.OA.4)** Multiply: $6 \times 8 = 48$, so the divisor is 8.
- 23) **Choice C is correct.** **(3.NBT.3)** 8 rows of 30 seats = $8 \times 30 = 240$ seats. Multiply $8 \times 3 = 24$, then add one zero.
- 24) **Choice D is correct.** **(3.MD.7d)** Top: $4 \times 2 = 8$ sq m. Bottom left: $2 \times 3 = 6$ sq m. Bottom right: $2 \times 3 = 6$ sq m. Total: $8 + 6 + 6 = 20$ sq m.
- 25) **Choice B is correct.** **(3.MD.2b)** Subtract: $2000 - 250 = 1750$ g.
- 26) **Choice D is correct.** **(3.OA.9)** Each product is made by multiplying a number by itself: 1×1 , 2×2 , 3×3 , and so on. That is the pattern on this diagonal.
- 27) **Choice B is correct.** **(3.NF.2)** $\frac{2}{6}$ equals $\frac{1}{3}$ because both represent the same point on the line. You can simplify $\frac{2}{6}$ to $\frac{1}{3}$.
- 28) **Choice C is correct.** **(3.NF.3a)** $\frac{4}{8} = \frac{1}{2}$. Both represent one-half of their circles.
- 29) **Choice D is correct.** **(3.NF.3c)** 8 fourths = $8 \div 4 = 2$ wholes. Each pitcher is 4 fourths.
- 30) **Choice B is correct.** **(3.G.2)** Two columns out of three equal columns is $\frac{2}{3}$.



Scan me!
For more practice
& answers

Hi, Math Athlete!

◇ 6 practice tests done! That's serious training. Your math muscles are strong. You are in great shape for the big test. ◇

★ **Trainers know:** muscle memory is real. The more you practice, the more your brain knows what to do without thinking. You built that muscle memory! ★

Athlete Performance

- **Endurance:** TOP! You can finish a long test.
- **Strength:** STRONG! You handle hard problems.
- **Speed:** JUST RIGHT! You don't rush.
- **Recovery:** GOOD! You bounce back from tough questions.

Trainer tip: on test day, drink water, breathe deeply, and warm up with the easier questions first. Your training will carry you the rest of the way!

If you want to share something or ask a question, please email me at jay@testinar.com.

Jay Daie

Your Math Trainer

BUILD CONFIDENCE. MASTER MATH. ACHIEVE SUCCESS!



This **Grade 3 Math Practice Tests** book is the perfect companion for students who want to strengthen their math skills and excel in school. With **6** full-length practice tests designed to reflect real test formats, students get the practice they need to understand key concepts, build problem-solving skills, and tackle any challenge with confidence.

PERFECT FOR:

- ✓ Classroom Practice
- ✓ Homework & Review
- ✓ Test Preparation

★ **PREPARE TODAY.
SUCCEED TOMORROW!**

WHAT STUDENTS WILL GAIN:



Stronger Concepts

Reinforce key Grade 3 math skills and build a solid foundation.



Better Problem Solving

Develop critical thinking and solve problems with ease.



Test Confidence

Get familiar with test formats and reduce exam stress.



Track Progress

Measure improvement and focus on areas that matter.



Achieve Success

Build the skills and confidence to reach higher goals.

TOPICS COVERED:

- ✓ Whole Numbers & Operations
- ✓ Fractions & Decimals
- ✓ Algebraic Thinking
- ✓ Geometry
- ✓ Measurement & Data
- ✓ Graphing & Data Analysis
- ✓ Number Patterns
- ✓ Word Problems
- ✓ Ratio & Proportion
- ✓ Perimeter, Area & Volume
- ✓ And More!



Visit testinar.com/math5 for more Grade 3 math resources and practice materials!

PRACTICE MORE. ACHIEVE MORE.

Give your child the tools they need to succeed in math and beyond!



Aligns with Grade 3 Learning Standards



Builds Critical Thinking & Problem-Solving