

6

South Carolina

SC READY

GRADE 3

MATH

PRACTICE TESTS

Standards-Aligned Practice with
Review, Answer Keys, and Explanations



6 Full-Length
Practice Tests



Detailed Answer Keys
and Explanations



Master Skills.
Boost Scores.
Succeed!

6 South Carolina SC READY Grade 3 Math Practice Tests

Standards-Aligned Review with Mixed Practice and Answer Key



Six complete 30-question practice labs for Grade 3 math: operations, fractions, measurement, data, area, shapes, answer keys, and clear explanations for every item.

Jay Daie and Reza Nazari



Copyright ©

Testinar Inc



Published by Testinar Inc

Testinar.com

All rights reserved. No part of this publication may be reproduced, distributed, or transmitted in any form or by any means, including photocopying, recording, or other electronic or mechanical methods, without the prior written permission of the author, except in the case of brief quotations embodied in critical reviews and certain other noncommercial uses permitted by copyright law, including Section 107 or 108 of the 1976 United States Copyright Act.

This publication is independently produced and has no official connection to any state, district, or national testing program.

Test names and organizational names used herein are the property of their respective trademark holders.



Copyright ©

Welcome to the Six Skill Labs

Six full tests, six focused resets, and a stronger Grade 3 problem solver



Notice the pattern. Choose a tool. Explain the answer.

To the Grade 3 Math Builder

This book gives you six practice labs for the South Carolina SC READY. Each lab is a complete 30-question test, so students can practice accuracy, stamina, and clear mathematical thinking.

South Carolina brings palmetto shores, marsh walks, pine woods, and historic streets. Strong math uses that same care: read the task, select a strategy, build the solution, and check the route before making a choice.

Decode

Find the question, the units, and the useful numbers.

Design

Use an equation, array, number line, graph, or sketch.

Confirm

Make sure the answer matches the question.

Six-lab promise: I will work with patience, show useful thinking, and treat corrections as part of learning.

How to Use This Book

A six-lab routine for steady Grade 3 growth

Use one practice lab at a time. The goal is not only to finish more pages. The goal is to finish, review, repair, and bring a smarter habit to the next test. For South Carolina students, each lab is a short route through palmetto shores, marsh walks, pine woods, and historic streets: steady, alert, and ready for the next clue.

1. **Warm up.** Skim the reference materials and remind yourself of common tools.
2. **Take one test.** Work steadily and mark problems that need a second look.
3. **Check answers.** Use the compact answer keys first.
4. **Read explanations.** Study missed items and any lucky guesses.
5. **Redo two problems.** Rewrite the work cleanly without peeking.
6. **Set the next lab goal.** Choose one skill or habit to improve.

Best review habit: A mistake is most useful when you can say why it happened and what you will do differently next time.



What Is Inside?

Six complete practice tests with review support

Part	What You Do	Why It Helps
Practice Tests 1–6	Solve six different 30-question tests.	Build stamina and see Grade 3 skills mixed together.
Answer Keys	Check each answer in compact boxes.	Find mistakes quickly without losing your place.
Explanations	Read why each answer works.	Turn missed items into a clear next step.
Standards Reference	See how South Carolina Grade 3 standards connect to practice.	Understand the skills behind the questions.

Each test has 26 multiple-choice questions, 1 select-all question, and 3 open-ended questions. This gives students practice with quick decisions, careful reading, and short written math answers for the South Carolina SC READY path.



Scan me!
For more practice
& answers

Table of Contents

★ Practice Test 1	_____	14
★ Practice Test 2	_____	27
★ Practice Test 3	_____	40
★ Practice Test 4	_____	52
★ Practice Test 5	_____	64
★ Practice Test 6	_____	77
Practice Test Answer Keys	_____	89
Practice Test Answers and Explanations	_____	93

1)

×	1	2	3	4
2	2	4	6	8

All highlighted products are even. Why?

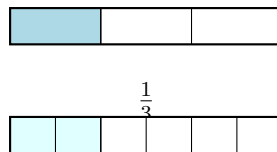
- A. Because they are in a table C. Because the numbers are small
 B. Because they have 4 entries D. Because they are multiplied by 2

2) A rectangle has 6 equal parts. Sam colors 3 parts. Which fraction does Sam color?



- A. $\frac{1}{6}$ C. $\frac{3}{6}$
 B. $\frac{2}{6}$ D. $\frac{4}{6}$

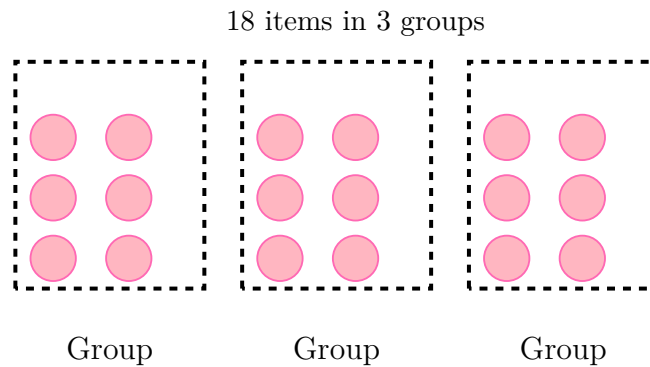
3) Look at the fraction bars. Which fraction is equivalent to $\frac{1}{3}$?



?

- A. $\frac{1}{4}$ C. $\frac{2}{4}$
 B. $\frac{2}{6}$ D. $\frac{1}{2}$

4) Which number sentence matches the picture?



- A. $18 \div 3 = 6$ C. $18 \div 2 = 9$
 B. $18 \div 9 = 2$ D. $3 + 6 = 9$
- 5) Which number is missing? $_ \times 7 = 56$
- A. 6 C. 8
 B. 7 D. 9
- 6) A pizza is cut into 3 equal slices. Noah eats one slice. What fraction of the pizza does Noah eat?
- A. $\frac{2}{3}$ C. $\frac{1}{2}$
 B. $\frac{1}{3}$ D. $\frac{3}{1}$
- 7) Ava's piano lesson is at 3 : 52 PM. She needs to arrive 8 minutes early. What time should Ava arrive?
- A. 3 : 44 PM C. 4 : 00 PM
 B. 3 : 45 PM D. 3 : 40 PM



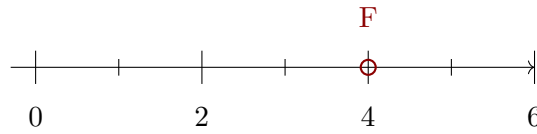
Scan me!
For more practice
& answers

8) Sam has two chocolate bars. Bar 1 is split into 3 equal pieces. Bar 2 is split into 6 equal pieces. He eats $\frac{2}{6}$ of Bar 2. What fraction of Bar 1 equals what he ate?

- A. $\frac{2}{3}$
 B. $\frac{1}{6}$

- C. $\frac{3}{6}$
 D. $\frac{1}{3}$

9)




The number line from 0 to 6 is divided into halves. Point F is at 4. Write the improper fraction for point F .

- A. $\frac{8}{2}$
 B. $\frac{6}{2}$

- C. $\frac{4}{2}$
 D. $\frac{12}{2}$

10)



Count the unit squares in the grid shown. What is the area?

- A. 4 square units
 B. 6 square units

- C. 8 square units
 D. 10 square units



Opposite sides



Opposite sides

1)

In this square, the dark-red sides are opposite each other, and the dark-blue sides are opposite each other. Are the opposite sides parallel?

- A. No, opposite sides never are parallel C. Only the red sides are parallel
 B. Yes, both pairs of opposite sides are parallel D. Only the blue sides are parallel

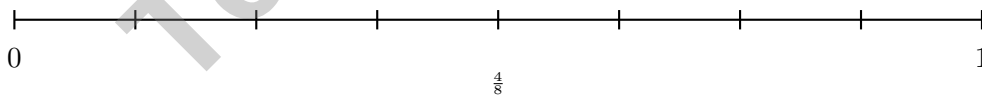
2) What is $32 \div 4$?

- A. 6 C. 8
 B. 7 D. 9

3) A rectangle is covered by unit squares in a 6×2 arrangement. What is the area?

- A. 8 square units C. 12 square units
 B. 10 square units D. 16 square units

4) On a number line from 0 to 1 divided into 8 equal parts, which two fractions name the same point?



- A. $\frac{1}{2}$ and $\frac{4}{8}$ C. $\frac{3}{8}$ and $\frac{5}{8}$
 B. $\frac{2}{8}$ and $\frac{3}{8}$ D. $\frac{2}{4}$ and $\frac{6}{8}$



5) $\frac{1}{4} = \frac{2}{7}$. What number goes in the box?

A. 4

C. 8

B. 6

D. 10

6) There are 9 students with 4 crayons each. How many crayons total?

7) Noah organizes video games on 4 shelves. He puts 7 video games on each shelf. How many video games does Noah have?

A. 28

C. 3

B. 11

D. 21

8) Maya wants to find $298 + 145$ using the “make a friendly number” strategy. Which equation shows the best first step?

A. $(300 - 2) + 145 = 298 + 145$

C. $(300 + 145) - (2 + 145) = 298 + 145$

B. $298 + (150 - 5) = 298 + 145$

D. $298 + 145 = (290 + 140) + (8 + 5)$

9) A multiplication table row for 8 shows: 8, 16, 24, 32, 40.

What is the rule for this pattern?

A. Add 8 each time (multiply 8 by 1, 2, 3, 4, 5)

C. Add the position number

D. Subtract 8 each time

B. Double each number



Scan me!
For more practice
& answers

1) Noah drew 6 boxes with 4 stars in each box. How many stars did Noah draw in total?

- A. 10 stars (adds $6 + 4$)
- B. 15 stars
- C. 16 stars (multiplies by second number: 4×4)
- D. 24 stars

2) How many odd numbers are in the pattern 4, 8, 12, 16, 20, 24, 28? Explain why.

3) Lily gives 32 stickers equally to 4 friends. Each friend gets the same number of stickers. How many stickers does each friend get?

- A. 6
- B. 7
- C. 9
- D. 8

4) A square is 8 units on each side. A rectangle is 4 units by 16 units. Compare their areas. Which statement is true?

- A. The square has more area
- B. The rectangle has more area
- C. They have exactly the same area
- D. The square is longer

5) Eli divides a cake into 6 equal pieces. What fraction is one piece?

- A. $\frac{1}{6}$
- B. $\frac{6}{1}$
- C. $\frac{5}{6}$
- D. $\frac{1}{5}$



Scan me!
For more practice
& answers

Practice Test Answer Keys

How to use this section with a Grade 3 student:

1. check the answer first
2. mark questions to try again
3. rework the problem before reading the full explanation

A calm correction routine turns every missed item into useful practice.

Testinar.com



Scan me!
For more practice
& answers

Practice Test Answers and Explanations

Practice Test 1 Answers and Explanations

- 1) **Choice D is correct.** **(3.PAFR.2.3)** Any number times 2 is even. Products: $2 \times 1 = 2$, $2 \times 2 = 4$, etc., are all even.
- 2) **Choice C is correct.** **(3.NR.2.1)** Three colored parts out of 6 equal parts is $\frac{3}{6}$.
- 3) **Choice B is correct.** **(3.NR.2.6)** The shaded regions match. $\frac{1}{3}$ and $\frac{2}{6}$ are equivalent.
- 4) **Choice A is correct.** **(3.NR.2.1)** The picture shows 18 items shared into 3 equal groups of 6 each. So $18 \div 3 = 6$.
- 5) **Choice C is correct.** **(3.PAFR.1.3)** $8 \times 7 = 56$. You can check: $56 \div 7 = 8$.
- 6) **Choice B is correct.** **(3.NR.2.1)** The pizza is cut into 3 equal slices. One slice is one unit fraction, so Noah eats $\frac{1}{3}$ of the pizza.
- 7) **Choice A is correct.** **(3.MGSR.2.3)** $3 : 52 - 8 \text{ min} = 3 : 44 \text{ PM}$.
- 8) **Choice D is correct.** **(3.NR.2.5)** $\frac{2}{6} = \frac{1}{3}$. When Sam eats $\frac{2}{6}$ of Bar 2, he ate the same amount as $\frac{1}{3}$ of Bar 1.
- 9) **Choice A is correct.** **(3.NR.1.1)** Point F at 4 on a halves-divided line is the 8th half-mark: $\frac{8}{2} = 4$.
- 10) **Choice C is correct.** **(3.MGSR.1.1)** The grid is 2 units wide and 4 units tall: $2 \times 4 = 8$ unit squares = 8 square units.
- 11) **Choice D is correct.** **(3.NR.1.4)** The ones digit is 2. Since $2 < 5$, round down: 92 rounds to 90.
- 12) **Choice C is correct.** **(3.DPSR.1.2)** $7 \times 5 = 35$ cupcakes.
- 13) **Choice B is correct.** **(3.MGSR.1.1)** Area = $6 \times 3 = 18$ square inches.
- 14) **Choice A is correct.** **(3.PAFR.2.2)** First add: $15 + 9 = 24$ cars. Then divide by 3 children: $24 \div 3 = 8$ cars per child. Choice A correctly shows both steps with parentheses.
- 15) **Choice D is correct.** **(3.NR.2.3)** Circle A is completely shaded = $\frac{1}{1} = 1$ whole. Circle B is only half shaded.
- 16) **Choices B and D are correct.** **(3.NR.2.6)** With numerator 1, smaller denominators give larger pieces. Thirds and halves are larger than fourths. A and C have larger denominators (sixths and eighths) so they are smaller. E equals $\frac{1}{4}$ (not greater).
- 17) **Choice D is correct.** **(3.PAFR.2.3)** Start at 0, jump 150 to get to 150, then jump 300 more to get to 450.
- 18) **Choice B is correct.** **(3.PAFR.2.1)** Area = length \times width = $10 \times 3 = 30$ square meters.
- 19) **Choice A is correct.** **(3.PAFR.2.4)** Splitting 6 into $4 + 2$ and using the distributive property gives the same total area of 42.
- 20) **The correct answer is trapezoid.** **(3.MGSR.3.1)** There are many quadrilaterals beyond rectangles, squares, and rhombuses. A trapezoid (with one pair of parallel sides) is one example. Students may also draw an irregular quadrilateral with no parallel sides.
- 21) **Choice B is correct.** **(3.NR.2.4)** The point is exactly in the middle between $\frac{2}{6}$ and $\frac{4}{6}$, which is $\frac{3}{6}$.
- 22) **Choice A is correct.** **(3.NR.2.5)** Multiply numerator and denominator by 2: $\frac{1 \times 2}{3 \times 2} = \frac{2}{6}$. Both bars show the same shaded length.
- 23) **Choice A is correct.** **(3.PAFR.2.1)** First find figures per case: 3 rows \times 5 figures per row = 15 figures per case. Then multiply by number of cases: $15 \times 2 = 30$ figures altogether.
- 24) **The correct answer is $70\frac{1}{2}$.** **(3.MGSR.2.4)** The value with the most X marks is $70\frac{1}{2}$, with 3 X's.
- 25) **Choice B is correct.** **(3.MGSR.2.5)** 3 L = 3000 mL. Subtract: $3000 - 1500 = 1500$ mL.
- 26) **The correct answer is 24.** **(3.PAFR.1.3)** $(2 \times 3) \times 4 = 6 \times 4 = 24$.
- 27) **Choice D is correct.** **(3.PAFR.2.4)** The array shows 2 columns and 5 rows of small squares. So $2 \times 5 = 10$ or $5 \times 2 = 10$.
- 28) **Choice D is correct.** **(3.PAFR.2.1)** $63 \div 9 = \square$ means $\square \times 9 = 63$. Since $7 \times 9 = 63$, the answer is 7.
- 29) **Choice A is correct.** **(3.PAFR.2.2)** Area = $9 \times 2 = 18$ square feet.
- 30) **Choice D is correct.** **(3.PAFR.2.1)** Think: $42 \div 7 = 6$, so the unknown is 6. Check: $6 \times 7 = 42$.

Practice Test 2 Answers and Explanations



Scan me!
For more practice
& answers

From a Friend Who Believes in You

Hi, Friend!

◇ I just want to say something important: I am proud of you. You did 6 full practice tests. That takes time, hard work, and heart. ◇

★ **Friendly truth:** a test is just one part of your math journey. You are SO much more than a score. The work you did is the real win! ★

What I Want You to Know

- **You are smart.** Every test you finished proves it.
- **You are brave.** You tried hard problems.
- **You are growing.** Mistakes taught you new things.
- **You are ready.** The skills are inside you.

One more thing: on test day, take a deep breath. Smile. Remember that someone (me!) believes in you. You can do this!

If you want to share something or ask a question, please email me at jay@testinar.com.

Jay Daie

Your Math Friend

BUILD CONFIDENCE. MASTER MATH. ACHIEVE SUCCESS!



This **Grade 3 Math Practice Tests** book is the perfect companion for students who want to strengthen their math skills and excel in school. With **6** full-length practice tests designed to reflect real test formats, students get the practice they need to understand key concepts, build problem-solving skills, and tackle any challenge with confidence.

PERFECT FOR:

- ✓ Classroom Practice
- ✓ Homework & Review
- ✓ Test Preparation

★ **PREPARE TODAY.
SUCCEED TOMORROW!**

WHAT STUDENTS WILL GAIN:



Stronger Concepts

Reinforce key Grade 3 math skills and build a solid foundation.



Better Problem Solving

Develop critical thinking and solve problems with ease.



Test Confidence

Get familiar with test formats and reduce exam stress.



Track Progress

Measure improvement and focus on areas that matter.



Achieve Success

Build the skills and confidence to reach higher goals.

TOPICS COVERED:

- ✓ Whole Numbers & Operations
- ✓ Fractions & Decimals
- ✓ Algebraic Thinking
- ✓ Geometry
- ✓ Measurement & Data
- ✓ Graphing & Data Analysis
- ✓ Number Patterns
- ✓ Word Problems
- ✓ Ratio & Proportion
- ✓ Perimeter, Area & Volume
- ✓ And More!



Visit testinar.com/math5 for more Grade 3 math resources and practice materials!

PRACTICE MORE. ACHIEVE MORE.

Give your child the tools they need to succeed in math and beyond!



Aligns with Grade 3 Learning Standards



Builds Critical Thinking & Problem-Solving