

7

California

CAASPP

Grade 3 MATH

PRACTICE TESTS

Standards-Aligned Practice with
Review, Answer Keys, and Explanations



7 Full-Length
Practice Tests



Standards-Aligned
Math Practice



Detailed Answer Keys
and Explanations



Build Confidence.
Achieve Success.

PREPARE
PRACTICE
SUCCEED



$4 \times 6 = 24$



7 California CAASPP Grade 3 Math Practice Tests

Standards-Aligned Practice with Review, Answer Keys, and Explanations



Seven complete 30-question practice trails for Grade 3 math:
operations, fractions, measurement, data, area, shapes, answer keys,
and clear explanations for every item.

Jay Daie and Reza Nazari



Copyright ©

Testinar Inc



Published by Testinar Inc

Testinar.com

All rights reserved. No part of this publication may be reproduced, distributed, or transmitted in any form or by any means, including photocopying, recording, or other electronic or mechanical methods, without the prior written permission of the author, except in the case of brief quotations embodied in critical reviews and certain other noncommercial uses permitted by copyright law, including Section 107 or 108 of the 1976 United States Copyright Act.

This publication is independently produced and has no official connection to any state, district, or national testing program.

Test names and organizational names used herein are the property of their respective trademark holders.



Copyright ©

Welcome to the Seven Math Trails

Seven full tests, seven fresh chances, and one braver Grade 3 thinker



Read the trail. Mark the clues. Solve with care.

To the Grade 3 Math Trail Leader

This book gives you seven complete practice trails for the California CAASPP. Each trail is a full 30-question test, so students can practice accuracy, stamina, and clear explanations over time.

California has redwood groves, Pacific beaches, valley farms, city grids, and science labs, where careful steps matter. Strong math follows that same path: notice the question, choose a tool, show the work, and connect many pieces into one clear solution.

Scout

Find what the problem is asking before you calculate.

Solve

Pick an equation, model, array, graph, or number line.

Prove

Check the answer and explain the thinking clearly.

Seven-trail promise: I will work with patience, use my scratch space wisely, and let every correction make my next test stronger.

How to Use This Book

A seven-trail routine for steady Grade 3 growth

Use one practice trail at a time. The goal is not to rush through more pages. The goal is to finish, check, repair, and bring a stronger habit to the next test. For California students, each trail moves through redwood groves, Pacific beaches, valley farms, city grids, and science labs: steady, alert, and ready for the next clue.

1. **Preview the tools.** Skim the reference page before each test.
2. **Take one test.** Work steadily and mark problems that need another look.
3. **Check the key.** Use the compact answer boxes first.
4. **Study explanations.** Read missed items and lucky guesses.
5. **Redo three problems.** Rewrite the work cleanly without copying.
6. **Name one habit.** Choose a focus such as labels, facts, fractions, or checking.
7. **Start the next trail.** Bring that habit into the next full test.

Best review habit: A missed problem is a trail marker. It shows where to slow down, look again, and choose a better step.



What Is Inside?

Seven complete practice tests with review support

Part	What You Do	Why It Helps
Practice Tests 1–7	Solve seven different 30-question tests.	Build stamina and see Grade 3 skills mixed together.
Reference Materials	Review measurement and time facts before each test.	Keep common tools close without turning pages backward.
Answer Keys	Check each answer in compact boxes.	Find mistakes quickly without losing your place.
Explanations	Read why each answer works.	Turn missed items into a clear next step.
Standards Reference	See how California Grade 3 standards connect to practice.	Understand the skills behind the questions.

Each test has 26 multiple-choice questions, 1 select-all question, and 3 open-ended questions. This gives students practice with quick decisions, careful reading, and short written math answers for the California CAASPP path.



Scan me!
For more practice
& answers

Table of Contents

★ Practice Test 1	_____	14
★ Practice Test 2	_____	27
★ Practice Test 3	_____	40
★ Practice Test 4	_____	52
★ Practice Test 5	_____	64
★ Practice Test 6	_____	76
★ Practice Test 7	_____	88
Practice Test Answer Keys	_____	99
Practice Test Answers and Explanations	_____	104

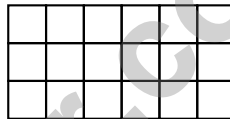
5) What is 8×20 ?

- A. 80 (forgot to include the 8 in decomposition) C. 160
 B. 88 (added 8 and 80) D. 1600 (added two zeros)

6) A coffee maker brews 6 cups of coffee. Each cup holds 200 mL. How many milliliters of coffee does the maker brew?

- A. 200 mL C. 1000 mL
 B. 600 mL D. 1200 mL

7) Noah is counting unit squares on a tiled wall pattern. The wall displays this arrangement:



What is the total area covered?

- A. 9 sq units C. 18 sq units
 B. 15 sq units D. 24 sq units
- 8) A small rug covers 12 square feet of floor. A large rug covers 12 square meters of floor. Which rug covers more actual floor space?
- A. The small rug (12 square feet) C. They cover the same space
 B. The large rug (12 square meters) D. Need to know the shape of the rug



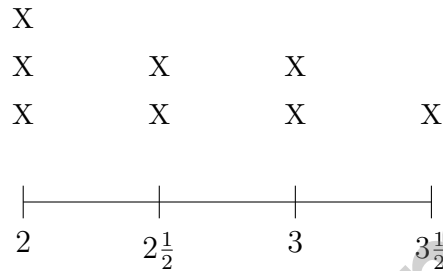
Scan me!
For more practice
& answers

1) Noah reads $\frac{4}{8}$ of a book. What is equivalent?

- A. $\frac{1}{3}$
 B. $\frac{1}{2}$

- C. $\frac{3}{4}$
 D. $\frac{2}{3}$

2) A line plot shows button diameters in inches: 2, $2\frac{1}{2}$, 3, $3\frac{1}{2}$.

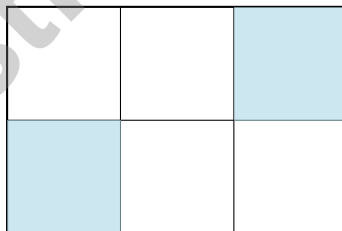


What is the most common button diameter?

- A. 2 inches
 B. $2\frac{1}{2}$ inches

- C. 3 inches
 D. $3\frac{1}{2}$ inches

3) A rectangle is divided into 6 equal parts with 2 shaded. What fraction is NOT shaded?



- A. $\frac{2}{6}$
 B. $\frac{4}{6}$

- C. $\frac{1}{6}$
 D. $\frac{6}{6}$

1) A square garden has sides of 6 units each. Sam wants to tile it with unit square stepping stones. How many stones does he need to cover the entire garden?

- A. 12 stones C. 36 stones
 B. 24 stones D. 48 stones

2) When a whole is divided into equal parts, what does the denominator (bottom number) tell us?

- A. How many equal parts the whole is divided into C. The color of the shape
 B. How many parts are shaded D. How big the whole is

3) Which split could show $6 \times (4 + 3) = (6 \times 4) + (6 \times 3)$?

- A. Two rectangles share a 6-unit side; the other sides are 4 and 3 C. One rectangle is not split into parts
 B. Two rectangles have no matching side lengths D. One rectangle is split into three unrelated parts

4) Look at these three rectangles. Which one is divided into equal parts?



Rectangle A: Unequal parts



Rectangle B: 3 equal parts



Rectangle C: Unequal parts

- A. Rectangle A C. Rectangle C
 B. Rectangle B D. None of them



5) Round 283 to the nearest 10.

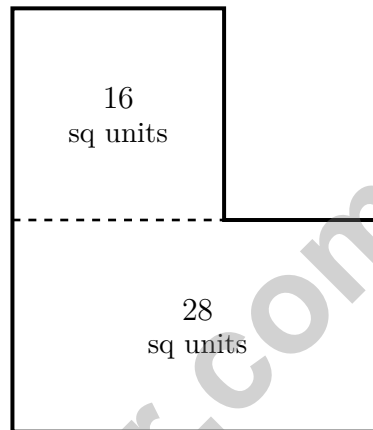
A. 280

C. 290

B. 283

D. 300

6) An L-shaped courtyard has areas of 28 sq units and 16 sq units marked. Find the total area.



A. 12 sq units

C. 56 sq units

B. 44 sq units

D. 448 sq units

7) Ava has a rectangular piece of paper. The length is 7 inches and the width is 2 inches. What is the area?

A. 9 sq in

C. 12 sq in

B. 14 sq in

D. 18 sq in

8) The products in the row for 6 are 6, 12, 18, 24, 30, 36, 42, 48. What is 6×8 ? Explain the pattern.



Scan me!
For more practice
& answers

Practice Test Answer Keys

How to use this section with a Grade 3 student:

1. check the answer first
2. mark questions to try again
3. rework the problem before reading the full explanation

A calm correction routine turns every missed item into useful practice.

Testinar.com



Scan me!
For more practice
& answers

Practice Test Answers and Explanations

Practice Test 1 Answers and Explanations

- 1) **Choice B is correct.** **(3.MD.1)** $5 : 47 + 2 \text{ hours} = 7 : 47$. Then $7 : 47 + 18 \text{ min} = 8 : 05 \text{ AM}$.
- 2) **Choice D is correct.** **(3.OA.2)** $24 \div 6 = 4$. Divide the total pages by the number of days.
- 3) **Choice B is correct.** **(3.G.2)** 12 sixths divided into groups of 6 sixths (one whole) gives 2 wholes. $12 \div 6 = 2$.
- 4) **The correct answer is 42 square units.** **(3.MD.7)** Add the two smaller areas: $24 + 18 = 42$ square units.
- 5) **Choice C is correct.** **(3.NBT.3)** $8 \times 20 = 8 \times (2 \times 10) = (8 \times 2) \times 10 = 16 \times 10 = 160$. Multiply the single-digit factors first, then multiply by 10.
- 6) **Choice D is correct.** **(3.MD.2)** Multiply: $6 \times 200 = 1200 \text{ mL}$.
- 7) **Choice C is correct.** **(3.MD.5)** 6 units wide by 3 units tall: $6 \times 3 = 18$ square units.
- 8) **Choice B is correct.** **(3.MD.5)** A square meter is much larger than a square foot. 12 square meters covers far more area than 12 square feet. The number alone doesn't tell you the area; the unit matters!
- 9) **Choice D is correct.** **(3.OA.8)** Step 1: Oranges: $3 \times 7 = 21$. Step 2: Lemons: $2 \times 8 = 16$. Total: $21 + 16 = 37$ pieces.
- 10) **Choice C is correct.** **(3.NF.2)** (i) shows $\frac{1}{2}$ and (iii) shows $\frac{2}{4}$, which are equivalent fractions.
- 11) **Choice C is correct.** **(3.MD.7)** The grid has 6 columns and 4 rows. Area = $6 \times 4 = 24$ square cm. You can also count: $6 + 6 + 6 + 6 = 24$ (four rows of six).
- 12) **Choice A is correct.** **(3.MD.6)** Area = $8 \times 4 = 32$ square centimeters.
- 13) **Choice D is correct.** **(3.OA.4)** The picture shows 3 groups with 5 circles in each group, so the matching equation is $3 \times 5 = \square$.
- 14) **Choice C is correct.** **(3.NBT.1)** The ones digit is 6. Since $6 \geq 5$, round up: 816 rounds to 820.
- 15) **The correct answer is $\frac{3}{4}$.** **(3.G.2)** Three shaded parts out of 4 equal parts is $\frac{3}{4}$.
- 16) **Choices A and E are correct.** **(3.MD.4)** Statement A is correct because $3\frac{1}{2}$ has 3 X's, the most of any value. Statement B is wrong because the total is $2 + 1 + 3 + 2 + 1 = 9$. Statement C is wrong because $3\frac{1}{2}$ is the most common, not the least common. Statement D is wrong because there are 2 measurements at 3 inches and 1 at 4 inches. Statement E is correct because the range is $4 - 3 = 1$ inch.
- 17) **Choice D is correct.** **(3.OA.1)** 5 days with 9 pages each day means 5 groups of 9. So $5 \times 9 = 45$ pages.
- 18) **Choice B is correct.** **(3.NF.1)** Option B has equal spacing. Option A is unequal; distances differ.
- 19) **Choice A is correct.** **(3.MD.3)** Ben's bar is 2 units tall. $2 \times 10 = 20$ apples.
- 20) **Choice A is correct.** **(3.NF.3)** Both rectangles show the same shaded amount. $\frac{1}{3} = \frac{2}{6}$ because $\frac{1 \times 2}{3 \times 2} = \frac{2}{6}$.
- 21) **Choice A is correct.** **(3.NF.3)** Both bars show the same shaded amount. Both equal half.
- 22) **Choice D is correct.** **(3.NBT.2)** Subtract: $456 - 132 = 324$. Ones: $6 - 2 = 4$. Tens: $5 - 3 = 2$. Hundreds: $4 - 1 = 3$.
- 23) **Choice C is correct.** **(3.NF.1)** Picture C shows a rectangle divided into 3 equal parts with 1 part shaded, which is $\frac{1}{3}$.
- 24) **Choice D is correct.** **(3.OA.3)** Noah, his 2 friends = 3 people total. Divide: $18 \div 3 = 6$ crayons each.
- 25) **Choice B is correct.** **(3.MD.6)** $2 \times 4 = 8$ unit squares. Option A is 6, C is 4, D is 9.
- 26) **Choice B is correct.** **(3.NF.3)** Same numerator: fifths are smaller pieces than fourths. Two fifths is less than two fourths.
- 27) **The correct answer is $\frac{3}{4}$.** **(3.NF.2)** The third tick out of 4 equal parts is $\frac{3}{4}$.
- 28) **Choice D is correct.** **(3.OA.9)** Multiplying any number by 2 gives an even result, because $2 \times n$ means n groups of 2, and 2 is even. This pattern always holds: even \times any number = even.
- 29) **Choice C is correct.** **(3.G.1)** A trapezoid is defined as a quadrilateral with exactly one pair of parallel sides.
- 30) **Choice B is correct.** **(3.OA.6)** $28 \div 4 = \square$ means $\square \times 4 = 28$. Since $7 \times 4 = 28$, the answer is 7. Option A ($6 \times 4 = 24$) is off-by-one. Option D confuses the divisor with the quotient.

Practice Test 2 Answers and Explanations



Trail Guide's Final Note

Hi, Brave Trail-Walker!

◇ You walked all 7 miles of the practice trail. Smooth paths, steep climbs, narrow passes. Every step taught you something. ◇

★ **Trail guides know:** the most important thing is to keep moving. Slow steps still get you there. You have a steady stride now. ★

Trail Survey

- **Route Knowledge:** You know lots of problem types.
- **Steady Pace:** You don't rush. You don't stop.
- **Pack Loaded:** You have all the math tools you need.
- **Confidence:** You trust your training.

Guide's tip: on test day, stay on the trail you've walked before. Use the strategies you've practiced. Trust the route. The summit is one steady walk away!

If you want to share something or ask a question, please email me at jay@testinar.com.

Jay Daie

Your Math Trail Guide

PRACTICE TODAY. MASTER TOMORROW.

This book is designed to help **Grade 3** students strengthen their math skills through focused practice and real progress.

- ✓ 7 full-length practice tests
- ✓ Aligned to Grade 3 standards
- ✓ Build confidence and achieve success
- ✓ Review, answer keys, and explanations



EACH PRACTICE TEST INCLUDES:



Standards-
Aligned
Questions



Variety of
Question
Types



Real-World
Math
Applications



Step-by-Step
Progress
Tracking



Build Skills
and Boost
Confidence

COVERS ALL ESSENTIAL TOPICS

- ✓ Whole Numbers & Operations
- ✓ Fractions & Decimals
- ✓ Algebraic Thinking
- ✓ Geometry
- ✓ Measurement & Data
- ✓ Number Patterns
- ✓ Word Problems
- ✓ Ratio & Proportion
- ✓ Perimeter, Area & Volume
- ✓ Graphing & Data Analysis
- ✓ And More!



Visit testinar.com/math3
for more Grade 3 math resources
and practice materials!

PREPARE. PRACTICE. SUCCEED.

Give your child the **confidence** to excel in math!



Aligned to
Standards



Created by
Educators



Designed for
Success