

7

Wisconsin

Forward Exam

Grade 3 MATH

PRACTICE TESTS

Standards-Aligned Practice with
Review, Answer Keys, and Explanations



7 Full-Length
Practice Tests



Standards-Aligned
Math Practice



Detailed Answer Keys
and Explanations



Build Confidence.
Achieve Success.


PREPARE
PRACTICE
SUCCEED



$4 \times 6 = 24$

7 Wisconsin Forward Exam Grade 3 Math Practice Tests

Standards-Aligned Practice with Review, Answer Keys, and Explanations



Seven complete 30-question practice trails for Grade 3 math:
operations, fractions, measurement, data, area, shapes, answer keys,
and clear explanations for every item.

Jay Daie and Reza Nazari



Copyright ©

Testinar Inc



Published by Testinar Inc

Testinar.com

All rights reserved. No part of this publication may be reproduced, distributed, or transmitted in any form or by any means, including photocopying, recording, or other electronic or mechanical methods, without the prior written permission of the author, except in the case of brief quotations embodied in critical reviews and certain other noncommercial uses permitted by copyright law, including Section 107 or 108 of the 1976 United States Copyright Act.

This publication is independently produced and has no official connection to any state, district, or national testing program.

Test names and organizational names used herein are the property of their respective trademark holders.



Copyright ©

Welcome to the Seven Math Trails

Seven full tests, seven fresh chances, and one braver Grade 3 thinker



Read the trail. Mark the clues. Solve with care.

To the Grade 3 Math Trail Leader

This book gives you seven complete practice trails for the Wisconsin Forward Exam. Each trail is a full 30-question test, so students can practice accuracy, stamina, and clear explanations over time.

Wisconsin has lake shores, dairy farms, forest trails, winter sidewalks, and careful classroom habits, where careful steps matter. Strong math follows that same path: notice the question, choose a tool, show the work, and check the work before crossing the finish line.

Scout

Find what the problem is asking before you calculate.

Solve

Pick an equation, model, array, graph, or number line.

Prove

Check the answer and explain the thinking clearly.

Seven-trail promise: I will work with patience, use my scratch space wisely, and let every correction make my next test stronger.

How to Use This Book

A seven-trail routine for steady Grade 3 growth

Use one practice trail at a time. The goal is not to rush through more pages. The goal is to finish, check, repair, and bring a stronger habit to the next test. For Wisconsin students, each trail moves through lake shores, dairy farms, forest trails, winter sidewalks, and careful classroom habits: steady, alert, and ready for the next clue.

1. **Preview the tools.** Skim the reference page before each test.
2. **Take one test.** Work steadily and mark problems that need another look.
3. **Check the key.** Use the compact answer boxes first.
4. **Study explanations.** Read missed items and lucky guesses.
5. **Redo three problems.** Rewrite the work cleanly without copying.
6. **Name one habit.** Choose a focus such as labels, facts, fractions, or checking.
7. **Start the next trail.** Bring that habit into the next full test.

Best review habit: A missed problem is a trail marker. It shows where to slow down, look again, and choose a better step.



What Is Inside?

Seven complete practice tests with review support

Part	What You Do	Why It Helps
Practice Tests 1–7	Solve seven different 30-question tests.	Build stamina and see Grade 3 skills mixed together.
Reference Materials	Review measurement and time facts before each test.	Keep common tools close without turning pages backward.
Answer Keys	Check each answer in compact boxes.	Find mistakes quickly without losing your place.
Explanations	Read why each answer works.	Turn missed items into a clear next step.
Standards Reference	See how Wisconsin Grade 3 standards connect to practice.	Understand the skills behind the questions.

Each test has 26 multiple-choice questions, 1 select-all question, and 3 open-ended questions. This gives students practice with quick decisions, careful reading, and short written math answers for the Wisconsin Forward Exam path.



Scan me!
For more practice
& answers

Table of Contents

★ Practice Test 1	_____	14
★ Practice Test 2	_____	26
★ Practice Test 3	_____	39
★ Practice Test 4	_____	52
★ Practice Test 5	_____	64
★ Practice Test 6	_____	76
★ Practice Test 7	_____	88
Practice Test Answer Keys	_____	99
Practice Test Answers and Explanations	_____	104

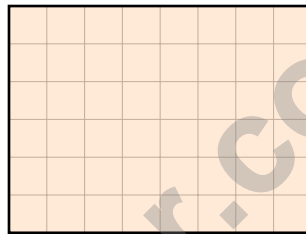
1)

×	2	4	6
2	4	8	12
3	6	12	18

Which products in this table are even?

 A. Only 4 and 8 C. All of them B. Only 6, 12, and 18 D. None of them

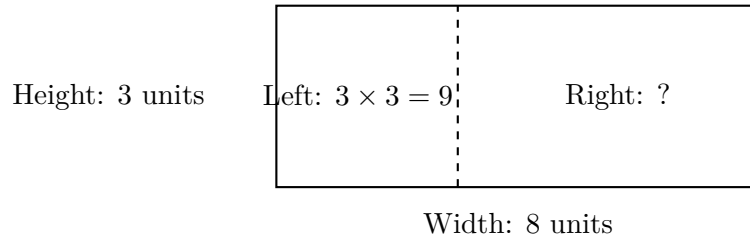
2) Look at this grid below. Count the unit squares that cover the rectangle. Show your counting method: Did you count by rows, by columns, or another way?



What is the total area?



3) A rectangle shown with a split:



If the total area is 24, what is the right part's area?

- A. 15 square units C. 12 square units
 B. 5 square units D. 8 square units
- 4) How many unit squares (1 in. \times 1 in.) cover a 3 in. by 6 in. rectangle?
- A. 9 unit squares C. 18 unit squares
 B. 12 unit squares D. 24 unit squares
- 5) Maya wants to find $298 + 145$ using the “make a friendly number” strategy. Which equation shows the best first step?
- A. $(300 - 2) + 145 = 298 + 145$ C. $(300 + 145) - (2 + 145) = 298 + 145$
 B. $298 + (150 - 5) = 298 + 145$ D. $298 + 145 = (290 + 140) + (8 + 5)$
- 6) The shape shows all its parts shaded. What fraction is this?



- A. $\frac{1}{2}$ C. $\frac{1}{1}$
 B. $\frac{2}{1}$ D. $\frac{2}{2}$



Scan me!
For more practice
& answers

7) Sam has fact cards for $3 \times 6 = 18$. Which division fact is related?

A. $18 \div 3 = 6$

C. $6 \div 3 = 2$

B. $18 \div 2 = 9$

D. $18 + 3 = 21$

8) Which expression does NOT equal 20?

A. 4×5

C. $10 + 10$

B. 5×4

D. 3×6

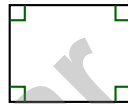
9) Ben has 72 marbles. He puts them into bags with 8 marbles in each bag. Which division equation can be used to find how many bags he fills?

A. $72 \div 8 = \square$

C. $72 - 8 = \square$

B. $8 \times \square = 72$

D. $72 + 8 = \square$



Right angles marked

10)

The corner marks indicate right angles. How many right angles does this quadrilateral have?

A. 2

C. 4

B. 3

D. 5

11) A room is a rectangle. The area is 20 square feet. The length is 5 feet. What is the width?

A. 2 feet

C. 4 feet

B. 3 feet

D. 15 feet



1) Sam counted 254 stickers. To estimate, he rounds to the nearest 10. What is the rounded number?

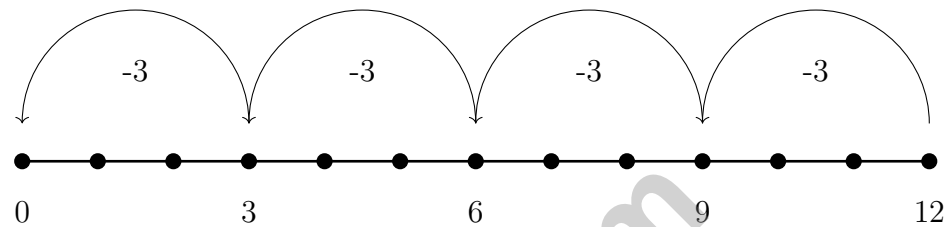
A. 250

C. 260

B. 254

D. 300

2) Look at the number line. It shows repeated subtraction of 3.



How many times do you subtract 3 from 12 to reach 0?

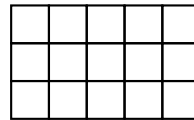
A. 2 times

C. 5 times

B. 3 times

D. 4 times

3) A rectangle is 3 unit squares wide and 5 unit squares long. Count the unit squares in this grid:



A. 3 unit squares

C. 15 unit squares

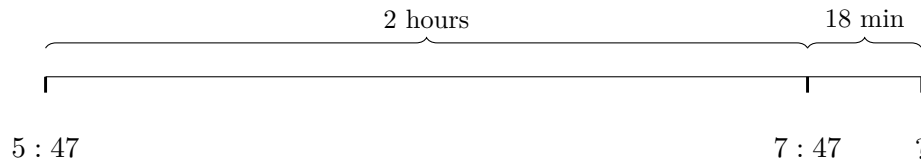
B. 8 unit squares

D. 30 unit squares



Scan me!
For more practice
& answers

- 4) A farmer starts working at 5 : 47 AM. He works for 2 hours and 18 minutes. What time does he stop working?

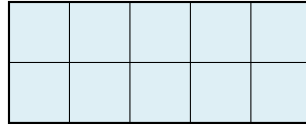


- A. 8 : 00 AM C. 8 : 10 AM
 B. 8 : 05 AM D. 8 : 15 AM
- 5) A number line shows 0 to 1 split into 3 equal parts. How many equal parts are between 0 and $\frac{2}{3}$?

- 6) Eli made $\frac{8}{4}$ pitchers of lemonade. How many whole pitchers did he make?
- A. 1 C. 8
 B. 4 D. 2
- 7) Sam plants 7 rows of tomato seeds with 8 seeds in each row. Some seeds do not grow and only 50 seeds sprout. How many seeds did not sprout?
- A. 6 C. 15
 B. 8 D. 56



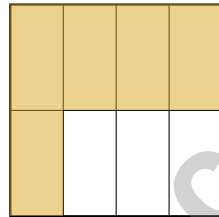
1)



What is the total area of this grid measured in unit squares?

- A. 7 square units
- B. 10 square units
- C. 12 square units
- D. 15 square units

2) A square is divided into 8 equal parts. Eli colors 5 of them. What fraction of the square is NOT colored?



- A. $\frac{1}{8}$
- B. $\frac{3}{8}$
- C. $\frac{5}{8}$
- D. $\frac{6}{8}$

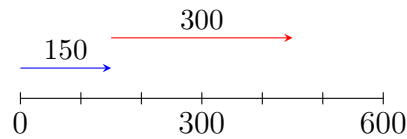
3) A number line from 0 to 1 is split into 4 equal parts. What is the length of each part?

4) Which of these equals 8×3 ?

- A. $8 + 3 = 11$
- B. $3 \times 3 = 9$
- C. $8 + 8 = 16$
- D. $3 + 3 + 3 + 3 + 3 + 3 + 3 + 3 = 24$

- 5) What is true about finding the area of a composite shape?
- A. Add the areas of the non-overlapping rectangles
- B. Add the perimeters of all parts
- C. Multiply the longest side by the widest side
- D. Divide the shape into overlapping rectangles
- 6) A number line from 0 to 1 is divided into 6 equal parts. Which point is at $\frac{4}{6}$?
- A. The 2nd tick
- B. The 3rd tick
- C. The 4th tick
- D. The 6th tick
- 7) A candy bar is divided into 2 equal pieces. You eat one piece. What fraction of the candy bar do you eat?
- A. $\frac{1}{3}$
- B. $\frac{2}{2}$
- C. $\frac{1}{2}$
- D. $\frac{2}{1}$
- 8) A rectangular piece of tile is 9 feet long and 2 feet wide. What is its area?
- A. 11 square feet
- B. 18 square feet
- C. 27 square feet
- D. 13 square feet

9)



Using the number line, what is $150 + 300$?

- A. 400
- B. 550
- C. 500
- D. 450



Scan me!
For more practice
& answers

Practice Test Answer Keys

How to use this section with a Grade 3 student:

1. check the answer first
2. mark questions to try again
3. rework the problem before reading the full explanation

A calm correction routine turns every missed item into useful practice.

Testinar.com



Scan me!
For more practice
& answers

Practice Test Answers and Explanations

Practice Test 1 Answers and Explanations

- 1) **Choice C is correct.** **(3.OA.D.8)** All products are even because one of the factors is even (2, 4, or 6). Even times any number is even.
- 2) **The correct answer is 48 sq units.** **(3.MD.C.6)** Count rows: $8 + 8 + 8 + 8 + 8 + 8 + 8 = 48$ unit squares. Or count columns: $6 + 6 + 6 + 6 + 6 + 6 + 6 + 6 = 48$ unit squares.
- 3) **Choice A is correct.** **(M.3.MD.C.7c)** Total area is 24. Left part is 9. Right part is $24 - 9 = 15$, which equals 3×5 .
- 4) **Choice C is correct.** **(3.MD.C.5a)** A 3 in. \times 6 in. rectangle contains $3 \times 6 = 18$ unit squares of 1 in. each.
- 5) **Choice A is correct.** **(3.NBT.A.2)** Using “make a friendly number,” rewrite 298 as $300 - 2$. Then: $(300 - 2) + 145 = 300 + 145 - 2 = 445 - 2 = 443$. This avoids regrouping in ones. Distractors show other valid decompositions but miss the “friendly number” goal.
- 6) **Choice D is correct.** **(3.NF.A.3c)** Both parts are shaded, so it is $\frac{2}{2}$, which equals 1 whole. (A) is only one shaded part. (B) and (C) are not written with correct denominator 2.
- 7) **Choice A is correct.** **(3.OA.A.2)** If $3 \times 6 = 18$, then the related division facts are $18 \div 3 = 6$ and $18 \div 6 = 3$.
- 8) **Choice D is correct.** **(3.OA.A.1)** $4 \times 5 = 20$, $5 \times 4 = 20$, and $10 + 10 = 20$. But $3 \times 6 = 18$, which is not 20.
- 9) **Choice A is correct.** **(3.OA.A.3)** To find the number of bags, divide the total marbles by the marbles in each bag: $72 \div 8 = 9$.
- 10) **Choice C is correct.** **(3.G.A.1)** The four corner marks each show a right angle. This shape is a rectangle with 4 right angles.
- 11) **Choice C is correct.** **(3.MD.C.5)** If area = length times width, then $20 = 5 \times w$. So $w = 4$ feet. Working backward from area is harder but uses the same idea.
- 12) **Choice A is correct.** **(3.NF.A.3b)** The first tick out of 3 equal parts is $\frac{1}{3}$ of the way from 0 to 1.
- 13) **Choice B is correct.** **(3.MD.C.7b)** Area = length \times width = $11 \times 3 = 33$ square inches.
- 14) **Choice A is correct.** **(3.NF.A.2a)** Three equal parts means each is $\frac{1}{3}$.
- 15) **Choices A and C are correct.** **(3.OA.D.7)** Multiply tables by chairs per table: $9 \times 4 = 36$. Then add: $36 + 8 = 44$. Choices A and C both correctly compute $(9 \times 4) + 8 = 44$. Choice B adds all three numbers (incorrect order). Choice D applies order of operations wrong. Choice E adds first then multiplies (wrong method).
- 16) **Choice A is correct.** **(3.NF.A.3d)** Same numerator: fourths are smaller pieces than thirds. One fourth is smaller than one third.
- 17) **Choice B is correct.** **(3.MD.C.5b)** $12 \times 2 = 24$ square units.
- 18) **Choice C is correct.** **(3.OA.C.6a)** $9 \times 8 = 72$. Think $9 \times 8 = 9 \times (10 - 2) = 90 - 18 = 72$.
- 19) **The correct answer is 24 meters.** **(3.MD.D.8)** $P = 4 \times 6 = 24$ m.
- 20) **Choice D is correct.** **(3.OA.A.3)** Multiply: 3 bags \times 7 marbles per bag = 21 marbles.
- 21) **The correct answer is 8 equal parts.** **(3.G.A.2)** Eighths mean there are 8 equal parts.
- 22) **Choice A is correct.** **(3.MD.A.1)** From 10 : 25 to 11 : 25 is 60 minutes. The game ends at 11 : 20, which is 5 minutes earlier: $60 - 5 = 55$ minutes. Distractor C (off-by-10), distractor B (confusion with minutes only).
- 23) **Choice B is correct.** **(3.MD.C.7)** Area = $5 \times 4 = 20$ square meters.
- 24) **Choice D is correct.** **(3.OA.B.5)** Every multiplication fact has two related division facts. From $6 \times 7 = 42$, we get $42 \div 6 = 7$. The factors switch roles.
- 25) **Choice C is correct.** **(3.NBT.A.3)** The ones digit is 6. Since $6 \geq 5$, round up: 816 rounds to 820.
- 26) **Choice D is correct.** **(M.3.MD.A.2)** Multiply: $3 \times 400 = 1200$ mL.
- 27) **Choice B is correct.** **(3.NF.A.3)** The shaded regions match. $\frac{1}{3}$ and $\frac{2}{6}$ are equivalent.
- 28) **Choice D is correct.** **(3.NBT.A.3)** Multiply $5 \times 4 = 20$, then add one zero: $5 \times 40 = 200$. Do not add the digits.
- 29) **Choice A is correct.** **(3.NF.A.3b)** Ava ate $\frac{2}{3}$ and Lily ate $\frac{4}{6}$. These are equivalent: $\frac{2 \times 2}{3 \times 2} = \frac{4}{6}$.
- 30) **Choice D is correct.** **(3.OA.B.4)** The commutative property lets you switch factors. So $5 \times 8 = 8 \times 5 = 40$.



From a Friend Who Believes in You

Hi, Friend!

◇ I just want to say something important: I am proud of you. You did 7 full practice tests. That takes time, hard work, and heart. ◇

★ **Friendly truth:** a test is just one part of your math journey. You are SO much more than a score. The work you did is the real win! ★

What I Want You to Know

- **You are smart.** Every test you finished proves it.
- **You are brave.** You tried hard problems.
- **You are growing.** Mistakes taught you new things.
- **You are ready.** The skills are inside you.

One more thing: on test day, take a deep breath. Smile. Remember that someone (me!) believes in you. You can do this!

If you want to share something or ask a question, please email me at jay@testinar.com.

Jay Daie

Your Math Friend

PRACTICE TODAY. MASTER TOMORROW.

This book is designed to help **Grade 3** students strengthen their math skills through focused practice and real progress.

- ✓ 7 full-length practice tests
- ✓ Aligned to Grade 3 standards
- ✓ Build confidence and achieve success
- ✓ Review, answer keys, and explanations



EACH PRACTICE TEST INCLUDES:



Standards-
Aligned
Questions



Variety of
Question
Types



Real-World
Math
Applications



Step-by-Step
Progress
Tracking



Build Skills
and Boost
Confidence

COVERS ALL ESSENTIAL TOPICS

- ✓ Whole Numbers & Operations
- ✓ Fractions & Decimals
- ✓ Algebraic Thinking
- ✓ Geometry
- ✓ Measurement & Data
- ✓ Number Patterns
- ✓ Word Problems
- ✓ Ratio & Proportion
- ✓ Perimeter, Area & Volume
- ✓ Graphing & Data Analysis
- ✓ And More!



Visit testinar.com/math3
for more Grade 3 math resources
and practice materials!

PREPARE. PRACTICE. SUCCEED.

Give your child the **confidence** to excel in math!



Aligned to
Standards



Created by
Educators



Designed for
Success