

# 8

# Connecticut

# Smarter Balanced

## GRADE 3

# MATH

## PRACTICE TESTS

Standards-Aligned Review with  
Mixed Practice and Answer Key



8 Full-Length  
Practice Tests



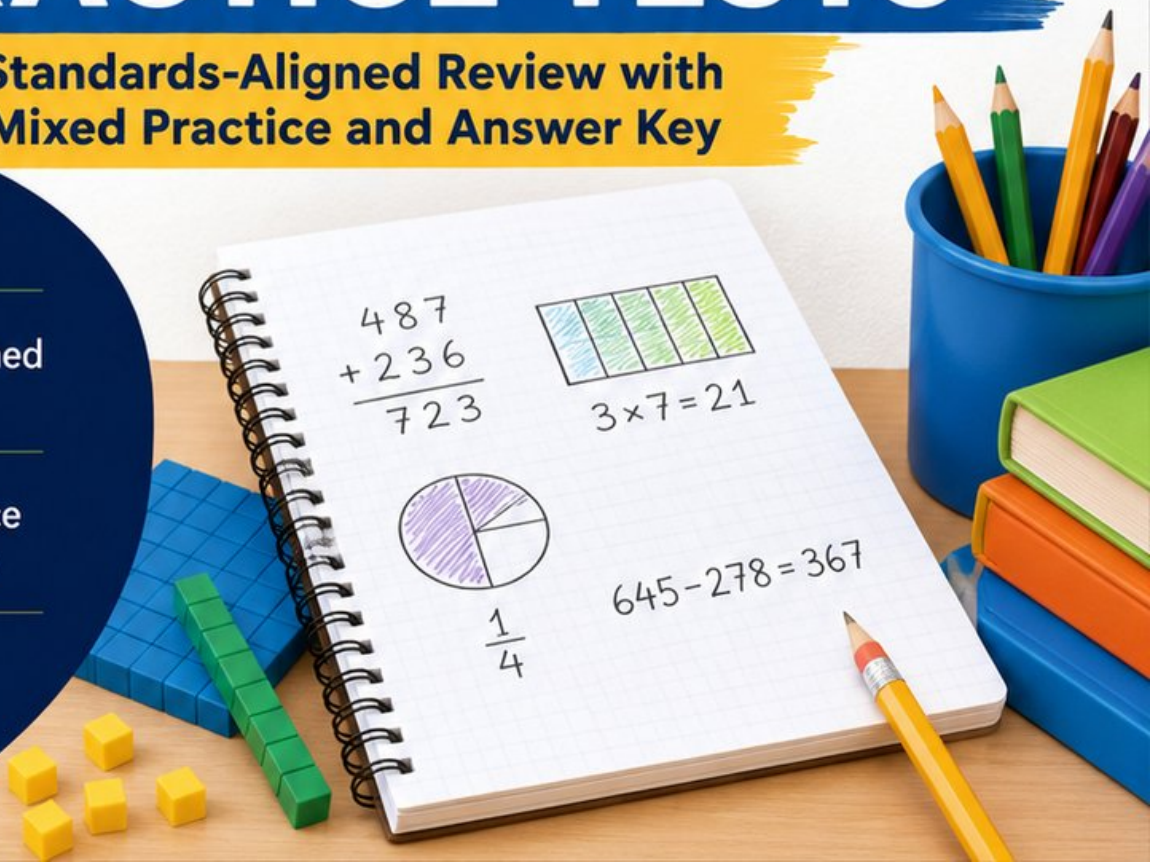
Standards-Aligned  
Questions



Build Confidence  
and Math Skills

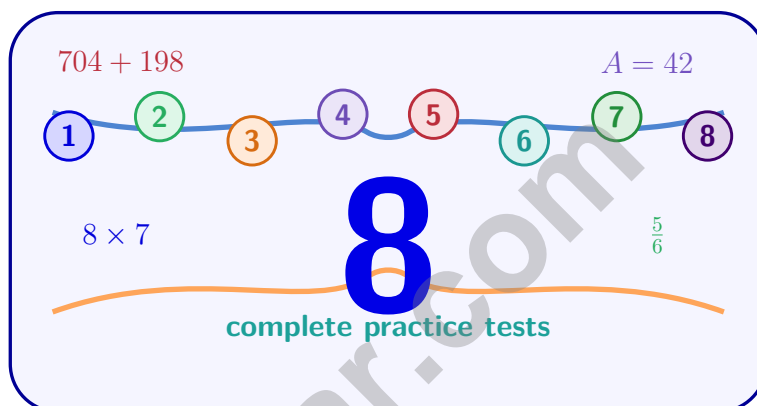


Answer Key  
Included



# 8 Connecticut Smarter Balanced Grade 3 Math Practice Tests

*Standards-Aligned Review with Mixed Practice and Answer Key*



Eight complete 30-question practice rounds for Grade 3 math: operations, fractions, measurement, data, area, shapes, answer keys, and clear explanations for every item.

**Jay Daie and Reza Nazari**



# Copyright ©

## Testinar Inc



Published by Testinar Inc

[Testinar.com](http://Testinar.com)

All rights reserved. No part of this publication may be reproduced, distributed, or transmitted in any form or by any means, including photocopying, recording, or other electronic or mechanical methods, without the prior written permission of the author, except in the case of brief quotations embodied in critical reviews and certain other noncommercial uses permitted by copyright law, including Section 107 or 108 of the 1976 United States Copyright Act.

This publication is independently produced and has no official connection to any state, district, or national testing program.

Test names and organizational names used herein are the property of their respective trademark holders.



*Copyright ©*

# Connecticut, Your Eight-Test Math Path Begins

Eight focused rounds, one stronger Grade 3 problem solver

This book gives you eight full chances to practice like a careful test taker for the Connecticut Smarter Balanced. Each test is a new route through numbers, shapes, data, measurement, and word problems. Work slowly enough to notice what the question asks, and proudly enough to show your thinking.

Connecticut has coastal towns, green river valleys, old mill paths, library corners, and school labs, where careful steps matter. Strong math follows that same path: notice the question, choose a tool, show the work, and build a neat plan before answering.

## Your Connecticut Math Promise

I will read the whole question, choose a smart strategy, write clear work, and check whether my answer makes sense.

**Eight rounds. Thirty questions each. One careful step at a time.**

# How to Use This Book

## A simple eight-round routine for confident review

Use this Connecticut book as a practice plan, not a race. Finish one test, review it, fix a few problems, then carry one better habit into the next test.

1. **Preview the reference page.** Notice units, time, and measurement facts before you begin.
2. **Take one full test.** Circle anything that feels tricky so you can return to it.
3. **Check the answer key.** Mark correct answers and questions to try again.
4. **Read explanations.** Study missed items and lucky guesses first.
5. **Redo three problems.** Write fresh work without copying the explanation.
6. **Name one habit.** Pick a focus such as labels, facts, fractions, or neat work.
7. **Try the next test.** Bring that habit forward.
8. **Finish with a final check.** Look for growth across all eight tests.

**Best review habit:** In Connecticut, strong practice means slowing down enough to see the clue. When an answer is wrong, ask, “What step would I change next time?”



# What Is Inside the Eight Tests?

## Mixed Grade 3 math practice for the Smarter Balanced

Each practice test has 30 questions. You will see multiple-choice questions, select-all questions, and open-ended questions with workspace. The mix helps students practice both choosing an answer and explaining a short mathematical result.

Part	What to Expect
Eight full tests	30 mixed Grade 3 questions in each round
Math topics	multiplication, division, place value, fractions, time, measurement, data, area, perimeter, and shapes
Answer keys	compact answer boxes for quick checking
Explanations	short reasoning for every item so mistakes become useful review
Progress pages	places to record scores, habits, and next-step goals

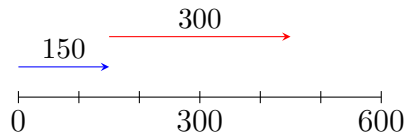
**Connecticut focus:** The practice path starts with coastal towns, green river valleys, old mill paths, library corners, and school labs. Strong math uses the same idea: know the path, follow the clues, and check the final answer.



Scan me!  
For more practice  
& answers

# Table of Contents

★ Practice Test 1	_____	15
★ Practice Test 2	_____	27
★ Practice Test 3	_____	39
★ Practice Test 4	_____	52
★ Practice Test 5	_____	65
★ Practice Test 6	_____	77
★ Practice Test 7	_____	89
★ Practice Test 8	_____	101
<b>Practice Test Answer Keys</b>	_____	<b>113</b>
<b>Practice Test Answers and Explanations</b>	_____	<b>118</b>



1)

Using the number line, what is  $150 + 300$ ?

 A. 400 C. 500 B. 550 D. 450

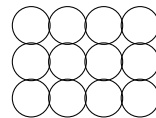
2) A shape has two connected rectangles. Areas are 21 sq units and 18 sq units. What is the total area?

 A. 3 sq units C. 42 sq units B. 39 sq units D. 378 sq units

3) How many unit fractions of  $\frac{1}{6}$  are in the total of  $\frac{1}{6} + \frac{1}{6}$ ?

 A. 1 C. 6 B. 2 D. 12

4)



This array shows 3 rows of 4 circles each. What is  $3 \times 4$ ?

 A. 7 C. 10 B. 15 D. 12

Scan me!  
For more practice  
& answers

5) A rectangle has length 4 and width 2. How many sides does it have?



6) Ben's blanket is a square with sides of 7 meters. What is the area of the blanket?

- A. 14 sq m                       C. 42 sq m  
 B. 28 sq m                       D. 49 sq m

7) A rectangle has an area of 15 square units. Which dimensions could be the length and width?

- A. length 3, width 6                       C. length 3, width 5  
 B. length 4, width 4                       D. length 2, width 8

8) A picture graph shows ribbons. Each star is 2 ribbons. Look at the graph.

Key: ★ = 2 ribbons

Red: ★ ★ ★ ★

Blue: ★ ★

- A. Red has 4 ribbons, blue has 2 ribbons.                       C. Red has 6 ribbons, blue has 4 ribbons.  
 B. Red has 8 ribbons, blue has 4 ribbons.                       D. Red has 8 ribbons, blue has 8 ribbons.



9) Sam has a rectangular picture frame that is 5 inches long and 7 inches wide. What is the area of the picture frame?

- A. 35 square inches  
 B. 24 square inches  
 C. 12 square inches  
 D. 2 square inches

10) You need to multiply  $4 \times 70$ . Which shows a strategy you could use?

- A.  $4 + 7 + 10 = 21$   
 B.  $(4 \times 7) \times 10 = 28 \times 10 = 280$   
 C.  $4 + 70 = 74$   
 D.  $(4 + 7) \times 10 = 110$

11) Here is a shape made of unit squares arranged in a grid. The shape has 8 unit squares. What is the area?



- A. 4 sq units  
 B. 8 sq units  
 C. 12 sq units  
 D. 16 sq units

12)  $\frac{2}{3} = \frac{?}{6}$ . What number goes in the box?

- A. 3  
 B. 4  
 C. 5  
 D. 6

13) A number line from 0 to 2 is divided into fourths. Which of the following represent the same point on the number line?

- A.  $\frac{4}{4}$   
 B.  $\frac{2}{4}$   
 C. 1  
 D.  $\frac{3}{4}$   
 E.  $\frac{1}{4}$



Scan me!  
For more practice  
& answers

**Addition**

1)

Hundreds	Tens	Ones
4	7	8
+	+	+
2	5	4

Using the place-value chart, what is  $478 + 254$ ?


A. 722

C. 832

B. 742

D. 732

2) Find  $30 \div 5$ .



5 ft

3 ft

3)

Find the area of this rectangle.

A. 8 sq ft

C. 12 sq ft

B. 15 sq ft

D. 30 sq ft

4) Eli has a rectangular fence that is 4 meters by 9 meters. He splits the 9-meter side into 5 meters and 4 meters. Which shows the area using the distributive property?

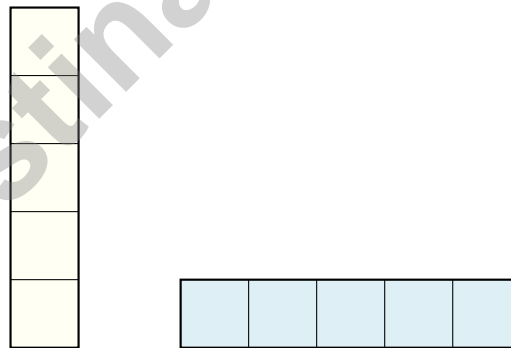
- A.  $4 \times (5+4) = 4 \times 9 = (4 \times 5) + (4 \times 4) = 20 + 16 = 36$  square meters  
 B.  $4 + 9 = 13$  meters  
 C.  $(4 \times 5) + (4 \times 4) = 20 + 16$  meters  
 D.  $4 \times 5 \times 4 = 80$  square meters

5) What is  $32 \div 4$ ?

- A. 6  
 B. 7  
 C. 8  
 D. 9

6) Two identical strips of paper are folded. Strip A is folded into 4 equal parts with 2 colored. Strip B is folded into 2 equal parts with 1 colored. Are the colored regions the same size?

- A. The strips are different lengths.  
 B. Yes, same size.  
 C. No, Strip B is larger.  
 D. No, Strip A is larger.



7)

A

B

Shapes A and B both have an area of 5 unit squares. Which shows the correct pairing by dimensions?

- A. A is  $1 \times 5$ , B is  $5 \times 1$   
 B. A is  $5 \times 1$ , B is  $1 \times 5$   
 C. Both are the same dimensions  
 D. A is  $1 \times 5$ , B is  $2 \times 3$



Scan me!  
For more practice  
& answers

1) Lily paints a wall. She paints  $\frac{4}{8}$  of the wall blue. Which fraction shows the same amount?

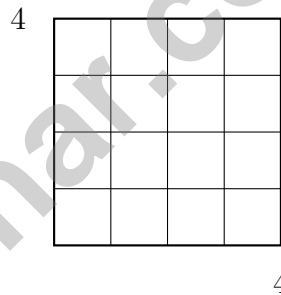
A.  $\frac{1}{2}$

B.  $\frac{1}{4}$

C.  $\frac{3}{8}$

D.  $\frac{2}{3}$

2) A bar graph shows books. Maya's bar is 7 units (scale: 2 books per unit). Leo's bar is 5 units (scale: 2 books per unit). How many fewer books does Leo have than Maya?



3)

Count the unit squares in this square. What is the area?

A. 8

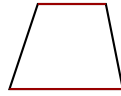
B. 12

C. 44

D. 16



Scan me!  
For more practice  
& answers



Parallel sides

4)

This shape has exactly one pair of parallel sides. Which name describes this shape?

- A. Rectangle  C. Trapezoid  
 B. Rhombus  D. Square

5) A room is a rectangle. The area is 20 square feet. The length is 5 feet. What is the width?

- A. 2 feet  C. 4 feet  
 B. 3 feet  D. 15 feet

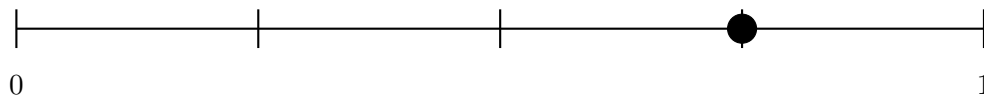
6) Lily starts her chores at 2 : 09 PM. She finishes at 2 : 41 PM. How long did Lily spend on chores?

- A. 32 minutes  C. 28 minutes  
 B. 30 minutes  D. 35 minutes

7) If you have the number  $\quad$ , and you round it to the nearest 10, you get 70. You also know the number is odd. Which number could it be?

- A. 65  C. 72  
 B. 68  D. 74

8) On a number line, the point is at  $\frac{3}{4}$  of the way from 0 to 1. If the line is divided into 4 equal parts, at which tick mark is the point?



- A. First tick mark  C. Third tick mark  
 B. Second tick mark  D. Fourth tick mark



## Practice Test Answer Keys

**How to use this section with a Grade 3 student:**

1. check the answer first
2. mark questions to try again
3. rework the problem before reading the full explanation

**A calm correction routine turns every missed item into useful practice.**

Testinar.com



Scan me!  
For more practice  
& answers

## Practice Test Answers and Explanations

### Practice Test 1 Answers and Explanations

- 1) **Choice D is correct.** **(3.NBT.A.2)** Start at 0, jump 150 to get to 150, then jump 300 more to get to 450.
- 2) **Choice B is correct.** **(3.MD.C.7d)** Add the areas:  $21 + 18 = 39$  square units.
- 3) **Choice B is correct.** **(3.NF.A.1)** Two unit fractions of  $\frac{1}{6}$  are being added:  $\frac{1}{6} + \frac{1}{6} = \frac{2}{6}$ . So there are 2 unit fractions.
- 4) **Choice D is correct.** **(3.OA.A.1)** The array shows 3 rows with 4 circles in each row. So  $3 \times 4 = 12$  circles.
- 5) **The correct answer is 4 sides.** **(3.G.A.1)** A rectangle is a quadrilateral, so it has 4 sides.
- 6) **Choice D is correct.** **(3.MD.C.6)** Area of a square =  $7 \times 7 = 49$  square meters.
- 7) **Choice C is correct.** **(3.MD.C.7)**  $3 \times 5 = 15$  square units. Choice A gives 18, B gives 16, and D gives 16.
- 8) **Choice B is correct.** **(3.MD.B.3)** Red: 4 stars  $\times 2 = 8$ . Blue: 2 stars  $\times 2 = 4$ .
- 9) **Choice A is correct.** **(3.MD.C.5)** Multiply length by width:  $5 \times 7 = 35$  square inches.
- 10) **Choice B is correct.** **(3.NBT.A.3)** You can decompose 70 as  $7 \times 10$ , then multiply  $4 \times 7 = 28$  first, and finally multiply by 10. This uses the associative property of multiplication.
- 11) **Choice B is correct.** **(3.MD.C.5b)** Counting the 8 unit squares in the grid gives an area of 8 square units.
- 12) **Choice B is correct.** **(3.NF.A.3b)** The denominator was multiplied by 2 (from 3 to 6). Multiply the numerator by 2:  $2 \times 2 = 4$ . So  $\frac{2}{3} = \frac{4}{6}$ .
- 13) **Choices A and C are correct.** **(3.NF.A.2b)**  $\frac{4}{4}$  and 1 both refer to one whole unit. They mark the same point. Distractor  $\frac{2}{4} = \frac{1}{2}$  is different. Distractor  $\frac{1}{2}$  is different from 1. Distractor  $\frac{3}{4}$  is between  $\frac{1}{2}$  and 1.
- 14) **Choice C is correct.** **(3.MD.A.1)**  $5 : 42 + 38 \text{ min} = 5 : 42 + 18 \text{ min} + 20 \text{ min} = 6 : 00 + 20 \text{ min} = 6 : 20 \text{ PM}$ .
- 15) **The correct answer is 63.** **(3.OA.B.5)** The commutative property gives  $9 \times 7 = 63$ .
- 16) **Choice C is correct.** **(3.NF.A.2)**  $\frac{1}{3}$  and  $\frac{2}{6}$  mark the same point on the number line from 0 to 1. They represent the same fraction.
- 17) **Choice C is correct.** **(3.MD.C.5a)** Count rows and columns: 4 units wide and 2 units tall equals  $4 \times 2 = 8$  unit squares covering the rectangle with no gaps or overlaps.
- 18) **Choice B is correct.** **(3.NF.A.3d)** Same numerator: fifths are smaller pieces than fourths. Two fifths is less than two fourths.
- 19) **Choice C is correct.** **(3.NF.A.3c)**  $\frac{4}{1} = 4$ . Any number over 1 equals that number.
- 20) **Choice C is correct.** **(3.MD.B.4)**  $2\frac{1}{2}$  or higher includes  $2\frac{1}{2}$  and  $3\frac{1}{2}$ : that is  $3 + 1 = 4$  jars.
- 21) **Choice D is correct.** **(3.OA.A.4)** Multiply:  $9 \times 2 = 18$ . Check:  $18 \div 2 = 9$ .
- 22) **Choice C is correct.** **(3.MD.A.2)** Multiply:  $400 \times 2 = 800$  g.
- 23) **The correct answer is 9.** **(3.OA.B.6)**  $27 \div 3 = 9$  because  $9 \times 3 = 27$ . Division is the inverse of multiplication. To solve the division, we find the missing factor in the related multiplication fact.
- 24) **Choice B is correct.** **(3.NF.A.2a)** The second tick is two of the three equal parts, which is  $\frac{2}{3}$ .
- 25) **Choice A is correct.** **(3.MD.C.7c)** Left rectangle: Area = 10, Height = 2, so Width =  $10 \div 2 = 5$ . Check:  $2 \times (5 + 3) = 2 \times 8 = 16 = 10 + 6$ .
- 26) **Choice A is correct.** **(3.G.A.2)** A single vertical line through the middle divides this rectangle into 2 equal parts.
- 27) **Choice D is correct.** **(3.MD.C.7b)** Area = width  $\times$  height =  $9 \times 7 = 63$  square inches.
- 28) **Choice C is correct.** **(3.NBT.A.1)** Numbers from 250 to 349 round to 300. Choice C (251 and 349) both round to 300. Choices A, B, D include numbers outside this range.
- 29) **Choice D is correct.** **(3.OA.A.3)** Divide:  $56 \div 8 = 7$  cartons.
- 30) **Choice D is correct.** **(3.OA.D.9)** Even  $\times$  even = even, and even  $\times$  odd = even. Only odd  $\times$  odd = odd.

### Practice Test 2 Answers and Explanations



Inventor's Workshop Note

## Hi, Math Inventor!

◇ 8 practice tests. 8 chances to invent new ways to think. You tried things. You changed them. You made your math brain stronger! ◇

★ **Inventors know:** the first try isn't always the best try. Sometimes you fix it. Sometimes you start over. You did all of that! ★

### Inventor's Workshop

- **Sketch Pad:** Full of ideas!
- **Toolbox:** Lots of math strategies.
- **Workbench:** Neat and organized.
- **Brave Mind:** You try new things.

**Inventor tip:** on test day, if your first try doesn't work, switch tools. Inventors don't get stuck on one tool. Pick the right one for the job!

If you want to share something or ask a question, please email me at [jay@testinar.com](mailto:jay@testinar.com).

**Jay Daie**

Your Math Inventor

# PRACTICE TODAY. MASTER TOMORROW.

This book is designed to help **Grade 3** students strengthen their math skills through focused practice and real progress.

- ✓ 8 full-length practice tests
- ✓ Aligned to Grade 3 standards
- ✓ Build confidence and achieve success



## EACH PRACTICE TEST INCLUDES:



Standards-  
Aligned  
Questions



Variety of  
Question  
Types



Real-World  
Math  
Applications



Step-by-Step  
Progress  
Tracking



Build Skills  
and Boost  
Confidence

## COVERS ALL ESSENTIAL TOPICS

- ✓ Whole Numbers & Operations
- ✓ Fractions & Decimals
- ✓ Algebraic Thinking
- ✓ Geometry
- ✓ Measurement & Data
- ✓ Number Patterns
- ✓ Word Problems
- ✓ Ratio & Proportion
- ✓ Perimeter, Area & Volume
- ✓ Graphing & Data Analysis
- ✓ And More!



Visit [testinar.com/math3](https://testinar.com/math3)  
for more Grade 3 math resources  
and practice materials!

## PREPARE. PRACTICE. SUCCEED.

Give your child the **confidence** to excel in math!



Aligned to  
Standards



Created by  
Educators



Designed for  
Success