

8

Iowa ISASP

GRADE 3

MATH

PRACTICE TESTS

Standards-Aligned Review with
Mixed Practice and Answer Key



8 Full-Length
Practice Tests



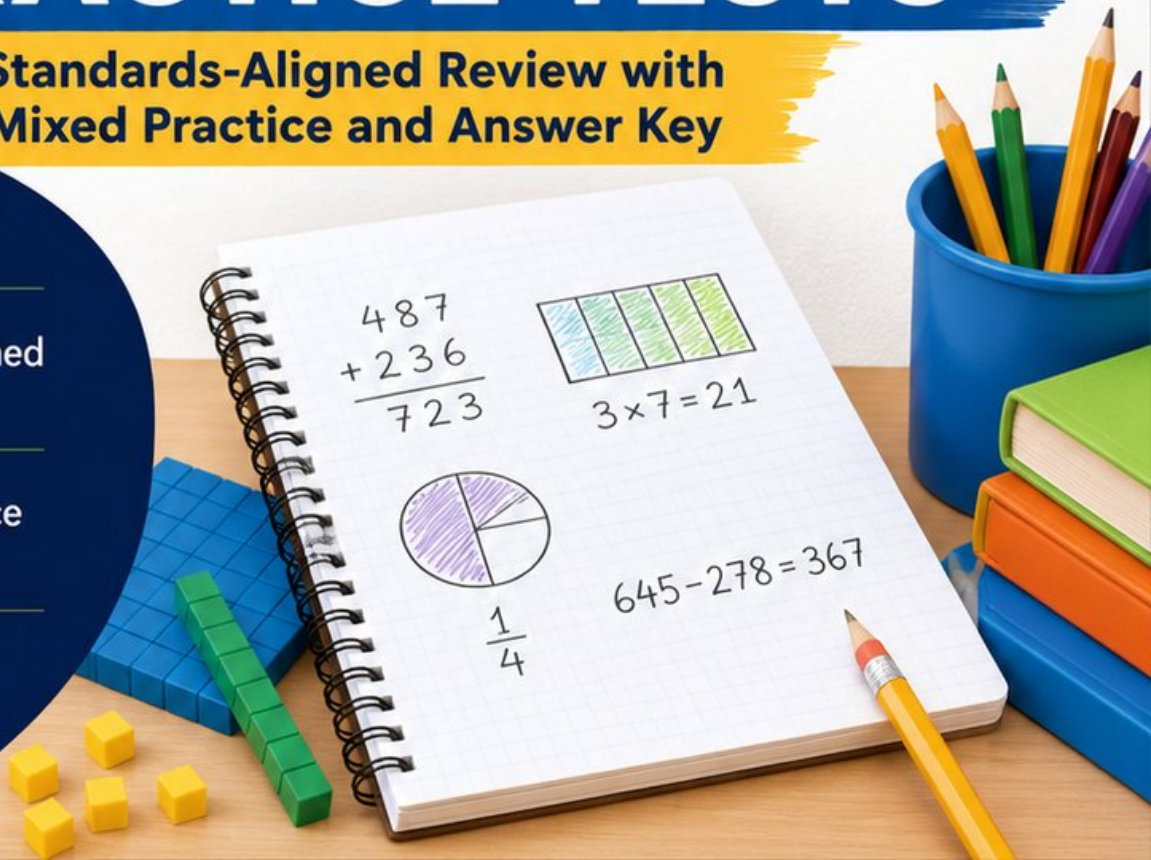
Standards-Aligned
Questions



Build Confidence
and Math Skills



Answer Key
Included



8 Iowa ISASP Grade 3 Math Practice Tests

Standards-Aligned Review with Mixed Practice and Answer Key



Eight complete 30-question practice rounds for Grade 3 math:
operations, fractions, measurement, data, area, shapes, answer keys,
and clear explanations for every item.

Jay Daie and Reza Nazari



Copyright ©

Testinar Inc



Published by Testinar Inc

Testinar.com

All rights reserved. No part of this publication may be reproduced, distributed, or transmitted in any form or by any means, including photocopying, recording, or other electronic or mechanical methods, without the prior written permission of the author, except in the case of brief quotations embodied in critical reviews and certain other noncommercial uses permitted by copyright law, including Section 107 or 108 of the 1976 United States Copyright Act.

This publication is independently produced and has no official connection to any state, district, or national testing program.

Test names and organizational names used herein are the property of their respective trademark holders.



Copyright ©

Iowa, Your Eight-Test Math Path Begins

Eight focused rounds, one stronger Grade 3 problem solver

This book gives you eight full chances to practice like a careful test taker for the Iowa ISASP. Each test is a new route through numbers, shapes, data, measurement, and word problems. Work slowly enough to notice what the question asks, and proudly enough to show your thinking.

Iowa has rolling farms, fairgrounds, bike trails, quiet river bends, and careful classroom work, where careful steps matter. Strong math follows that same path: notice the question, choose a tool, show the work, and check the pattern before choosing an operation.

Your Iowa Math Promise

I will read the whole question, choose a smart strategy, write clear work, and check whether my answer makes sense.

Eight rounds. Thirty questions each. One careful step at a time.

How to Use This Book

A simple eight-round routine for confident review

Use this Iowa book as a practice plan, not a race. Finish one test, review it, fix a few problems, then carry one better habit into the next test.

1. **Preview the reference page.** Notice units, time, and measurement facts before you begin.
2. **Take one full test.** Circle anything that feels tricky so you can return to it.
3. **Check the answer key.** Mark correct answers and questions to try again.
4. **Read explanations.** Study missed items and lucky guesses first.
5. **Redo three problems.** Write fresh work without copying the explanation.
6. **Name one habit.** Pick a focus such as labels, facts, fractions, or neat work.
7. **Try the next test.** Bring that habit forward.
8. **Finish with a final check.** Look for growth across all eight tests.

Best review habit: In Iowa, strong practice means slowing down enough to see the clue. When an answer is wrong, ask, “What step would I change next time?”



What Is Inside the Eight Tests?

Mixed Grade 3 math practice for the ISASP

Each practice test has 30 questions. You will see multiple-choice questions, select-all questions, and open-ended questions with workspace. The mix helps students practice both choosing an answer and explaining a short mathematical result.

| Part | What to Expect |
|------------------|--|
| Eight full tests | 30 mixed Grade 3 questions in each round |
| Math topics | multiplication, division, place value, fractions, time, measurement, data, area, perimeter, and shapes |
| Answer keys | compact answer boxes for quick checking |
| Explanations | short reasoning for every item so mistakes become useful review |
| Progress pages | places to record scores, habits, and next-step goals |

Iowa focus: The practice path starts with rolling farms, fairgrounds, bike trails, quiet river bends, and careful classroom work. Strong math uses the same idea: know the path, follow the clues, and check the final answer.

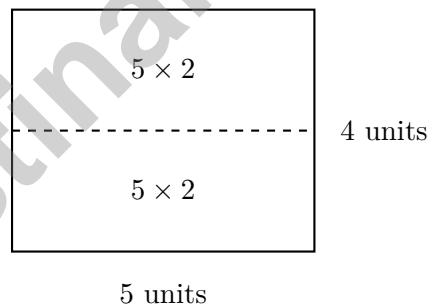


Scan me!
For more practice
& answers

Table of Contents

| | | |
|---|-------|------------|
| ★ Practice Test 1 | _____ | 14 |
| ★ Practice Test 2 | _____ | 26 |
| ★ Practice Test 3 | _____ | 38 |
| ★ Practice Test 4 | _____ | 51 |
| ★ Practice Test 5 | _____ | 63 |
| ★ Practice Test 6 | _____ | 76 |
| ★ Practice Test 7 | _____ | 88 |
| ★ Practice Test 8 | _____ | 100 |
| Practice Test Answer Keys | _____ | 111 |
| Practice Test Answers and Explanations | _____ | 116 |

- 4) A city library has some books. After donating 156 books, it has 489 books left. How many books did the library have at the start?
- A. 645 C. 646
 B. 635 D. 636
- 5) Lily's wall is a rectangle 8 inches long and 3 inches tall. What is the area?
- A. 11 sq in C. 24 sq in
 B. 16 sq in D. 28 sq in
- 6) A shape is made of two rectangles. Rectangle 1 has area 12 sq units, and Rectangle 2 has area 15 sq units. What is the total area?
- A. 15 sq units C. 27 sq units
 B. 24 sq units D. 180 sq units
- 7) Ava tiled two rectangles with the same width:



Which is the best way to write the total area?


- A. $(5 \times 2) + (5 \times 2) = 10$ C. $5 + 2 + 2 = 9$
 B. $5 \times (2 + 2) = 5 \times 4 = 20$ D. $5 + 2 + 2 = 10$



Scan me!
For more practice
& answers

8) Noah is making a rectangular picture frame. The frame is 9 inches wide and 7 inches tall. What is the area inside the frame?

- A. 32 sq in
- B. 56 sq in
- C. 16 sq in
- D. 63 sq in



9)

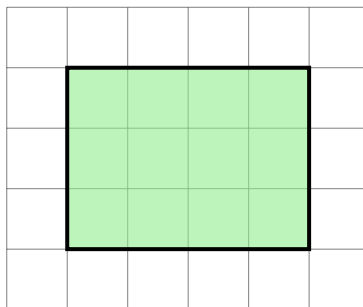
Which symbol makes this true? $\frac{2}{4}$ _____ $\frac{2}{2}$

- A. <
- B. >
- C. =
- D. ≠

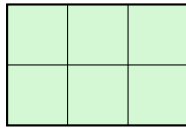
10) A bar graph shows fish in aquariums. The goldfish bar is 3 units tall, and the betta bar is 2 units tall. The scale is 5 fish per unit. How many goldfish are in the aquarium?

- A. 10
- B. 15
- C. 20
- D. 25


11) Count the shaded square units on this grid without using multiplication. Is it possible?



- A. Yes, you can count them one by one
- B. No, you must multiply
- C. Only if the shape is a square
- D. Only if you know the perimeter



Shape 1



Shape 2

4)

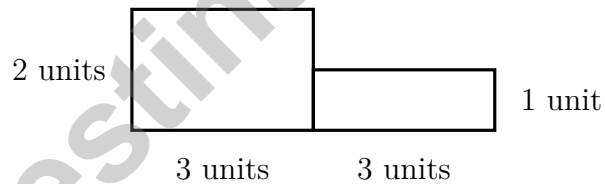
Shape 1 has an area of 6 square units. Shape 2 has an area of 6 square units. Which statement is correct?

- A. Shape 1 is larger C. Both shapes have the same area
 B. Shape 2 is larger D. Shape 1 has no area

5) Which of the following can be measured in square centimeters?

- A. The surface of a sheet of paper C. The length of a desk
 B. The height of a pencil D. The thickness of a book

6) A composite shape is made by joining two rectangles. What is the total area?



- A. 6 sq units C. 12 sq units
 B. 9 sq units D. 15 sq units

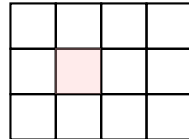


1) A number line from 0 to 1 has one tick mark in the middle. What is the unit fraction?

- A. $\frac{1}{2}$
 B. $\frac{1}{3}$

- C. $\frac{1}{4}$
 D. $\frac{1}{5}$

2) Look at this shape made of unit squares. One square is shaded pink to help you see it:




How many distinct unit squares cover the shape?

- A. 11 unit squares
 B. 12 unit squares

- C. 13 unit squares
 D. 24 unit squares

3) How many unit squares cover this rectangle with no gaps or overlaps?



- A. 4 unit squares
 B. 6 unit squares

- C. 8 unit squares
 D. 10 unit squares

4) Which split could show $6 \times (4 + 3) = (6 \times 4) + (6 \times 3)$?

- A. Two rectangles share a 6-unit side; the other sides are 4 and 3
 B. Two rectangles have no matching side lengths
 C. One rectangle is not split into parts
 D. One rectangle is split into three unrelated parts



5) A school buys 9 boxes of crayons. They use 4 boxes in art class. Each remaining box has 10 crayons. How many crayons are left unused?

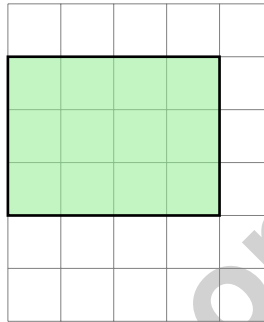
A. 40

C. 60

B. 50

D. 90

6) Look at the shaded squares on the grid. Count the unit squares.



A. 10 square units

C. 11 square units

B. 12 square units

D. 13 square units

7) Two students are solving 3×6 . Amelia says the answer is 18. James says the answer is 9. Who is correct?

A. They are both incorrect

C. They are both correct

B. James is correct

D. Amelia is correct

8) A teacher has 20 pencils. She wants to make packets with 5 pencils each. How many packets can she make?

A. 3

C. 5

B. 25

D. 4



Scan me!
For more practice
& answers

Practice Test Answer Keys

How to use this section with a Grade 3 student:

1. check the answer first
2. mark questions to try again
3. rework the problem before reading the full explanation

A calm correction routine turns every missed item into useful practice.

Testinar.com



Scan me!
For more practice
& answers

Practice Test Answers and Explanations

Practice Test 1 Answers and Explanations

- 1) **Choice B is correct.** **(3.NF.A.3)** The numerator was multiplied by 2 (from 1 to 2). Multiply the denominator by 2: $3 \times 2 = 6$. So $\frac{1}{3} = \frac{2}{6}$.
- 2) **Choice A is correct.** **(3.MD.A.1)** The minute hand on 2 means 10 minutes. The hour hand on 7 means 7 o'clock. So the time is 7 : 10.
- 3) **Choice D is correct.** **(3.OA.A.2)** The array shows 12 items arranged in 4 rows with 3 items in each row. That division sentence is $12 \div 4 = 3$.
- 4) **Choice A is correct.** **(3.NBT.A.2)** Add to find the starting amount: $489 + 156 = 645$. Check: $645 - 156 = 489$.
- 5) **Choice C is correct.** **(3.MD.C.6)** Area = $8 \times 3 = 24$ square inches.
- 6) **Choice C is correct.** **(3.MD.C.5)** When a composite shape is divided into non-overlapping rectangles, the total area equals the sum of the individual rectangle areas. Here: $12 + 15 = 27$ square units.
- 7) **Choice B is correct.** **(3.OA.A.2)** The rectangle has width 5 and combined height $2 + 2 = 4$, so $5 \times (2 + 2) = 20$.
- 8) **Choice D is correct.** **(3.MD.D.8)** Area = width \times height = $9 \times 7 = 63$ square inches.
- 9) **Choice A is correct.** **(3.NF.A.3)** Two halves equals 1. Two fourths is less than 1. So $\frac{2}{4} < \frac{2}{2}$.
- 10) **Choice B is correct.** **(3.MD.B.3)** Multiply the height by the scale: $3 \times 5 = 15$ goldfish.
- 11) **Choice A is correct.** **(3.MD.C.5)** You can count the squares directly by pointing at each one (16 total). You can also multiply: $4 \times 4 = 16$. Counting and multiplying are both valid ways to find area.
- 12) **Choice A is correct.** **(3.NBT.A.1)** The tens digit is 2. Since $2 < 5$, round down: 523 rounds to 500.
- 13) **Choice C is correct.** **(3.MD.A.2)** Multiply: $4 \times 250 = 1000$ mL.
- 14) **Choices A and C are correct.** **(3.MD.C.6)** Choice A is correct: a unit square has a side length of 1 unit. Choice C is correct: it is the building block for measuring area. Choice B is wrong (area is 1 square unit, not 2). Choice D is wrong (all sides are equal to 1 unit). Choice E is wrong (color is not part of the definition).
- 15) **Choice A is correct.** **(3.G.A.2)** One shaded part out of three equal parts is $\frac{1}{3}$.
- 16) **Choice A is correct.** **(3.OA.A.3)** Use division: $45 \div 5 = 9$ inches. Check: $9 \times 5 = 45$ square inches. ✓
- 17) **Choice D is correct.** **(3.OA.A.4)** Divide: $54 \div 9 = 6$. Check: $9 \times 6 = 54$.
- 18) **Choice B is correct.** **(3.NF.A.2)** $\frac{4}{8}$ and $\frac{2}{4}$ mark the exact same point: the middle of the line. They name the same location.
- 19) **Choice A is correct.** **(3.MD.C.5)** Rectangle 1: 3 columns and 4 rows = $3 + 3 + 3 + 3 = 12$ unit squares. Rectangle 2: 6 columns and 2 rows = $6 + 6 = 12$ unit squares. Rectangle 3: 5 columns and 3 rows = $5 + 5 + 5 = 15$ unit squares. Rectangles 1 and 2 both have an area of 12 square units.
- 20) **Choice D is correct.** **(3.OA.B.6)** If $35 \div \square = 7$, rewrite this as a missing-factor problem: $7 \times \square = 35$. We ask: 7 times what gives 35? Since $7 \times 5 = 35$, the missing divisor is 5. This shows division working backwards from multiplication.
- 21) **Choice C is correct.** **(3.MD.C.7)** $4 \times 2 = 8$ is correct. Choice A: $5 \times 2 = 10$. Choice B: $3 \times 3 = 9$. Choice D: $6 \times 6 = 36$.
- 22) **Choice B is correct.** **(3.NF.A.2)** Point T is at the second tick of three equal parts from 0. That is $\frac{2}{3}$.
- 23) **Choice C is correct.** **(3.MD.B.4)** The mode is the value with the most X's. At $16\frac{1}{2}$, there are 3 X's, which is more than any other value.
- 24) **The correct answer is 63.** **(3.OA.B.5)** The commutative property gives $9 \times 7 = 63$.
- 25) **Choice C is correct.** **(3.G.A.2)** $\frac{4}{1} = 4$. Any number over 1 equals that number.
- 26) **Choice B is correct.** **(3.OA.D.8)** Step 1: Multiply: $2 \times 4 = 8$ tomato plants. Step 2: Add: $8 + 3 = 11$ plants. (Choice A is step 1 only.)
- 27) **The correct answer is 4 sides.** **(3.G.A.1)** A square has 4 sides.
- 28) **Choice C is correct.** **(3.NF.A.1)** The pie has 6 equal slices. Ava eats 1 slice, so she eats $\frac{1}{6}$ of the pie.
- 29) **The correct answer is 64.** **(3.OA.C.7)** $8 \times 8 = 64$. Eight groups of 8 equals 64.
- 30) **Choice A is correct.** **(3.NF.A.1)** Fewer parts mean larger size. The shaded segment for $\frac{1}{2}$ is longer than the shaded segment for $\frac{1}{4}$.



Hi, Math Champion!

◇ Look what you did! 8 full practice tests. That's hundreds of math problems. You started as a learner. You are now a math athlete. ◇

★ **Champions know:** hard work pays off. You did the hard work. Your math skills are strong because you practiced. ★

Champion's Stats

- **Focus:** HIGH! You stay on task.
- **Speed:** STRONG! You move at the right pace.
- **Accuracy:** SHARP! You catch your own mistakes.
- **Mindset:** CHAMPION! You believe in yourself.

Champion tip: on test day, walk in proud. You trained for this. You are ready!

If you want to share something or ask a question, please email me at jay@testinar.com.

Jay Daie

Your Math Coach

Testinar.com

PRACTICE TODAY. MASTER TOMORROW.

This book is designed to help **Grade 3** students strengthen their math skills through focused practice and real progress.

- ✓ 8 full-length practice tests
- ✓ Aligned to Grade 3 standards
- ✓ Build confidence and achieve success



EACH PRACTICE TEST INCLUDES:



Standards-
Aligned
Questions



Variety of
Question
Types



Real-World
Math
Applications



Step-by-Step
Progress
Tracking



Build Skills
and Boost
Confidence

COVERS ALL ESSENTIAL TOPICS

- ✓ Whole Numbers & Operations
- ✓ Fractions & Decimals
- ✓ Algebraic Thinking
- ✓ Geometry
- ✓ Measurement & Data
- ✓ Number Patterns
- ✓ Word Problems
- ✓ Ratio & Proportion
- ✓ Perimeter, Area & Volume
- ✓ Graphing & Data Analysis
- ✓ And More!



Visit testinar.com/math3
for more Grade 3 math resources
and practice materials!

PREPARE. PRACTICE. SUCCEED.

Give your child the **confidence** to excel in math!



Aligned to
Standards



Created by
Educators



Designed for
Success