

# 8

# Wyoming WY-TOPP

## GRADE 3

# MATH

## PRACTICE TESTS

Standards-Aligned Review with  
Mixed Practice and Answer Key



8 Full-Length  
Practice Tests



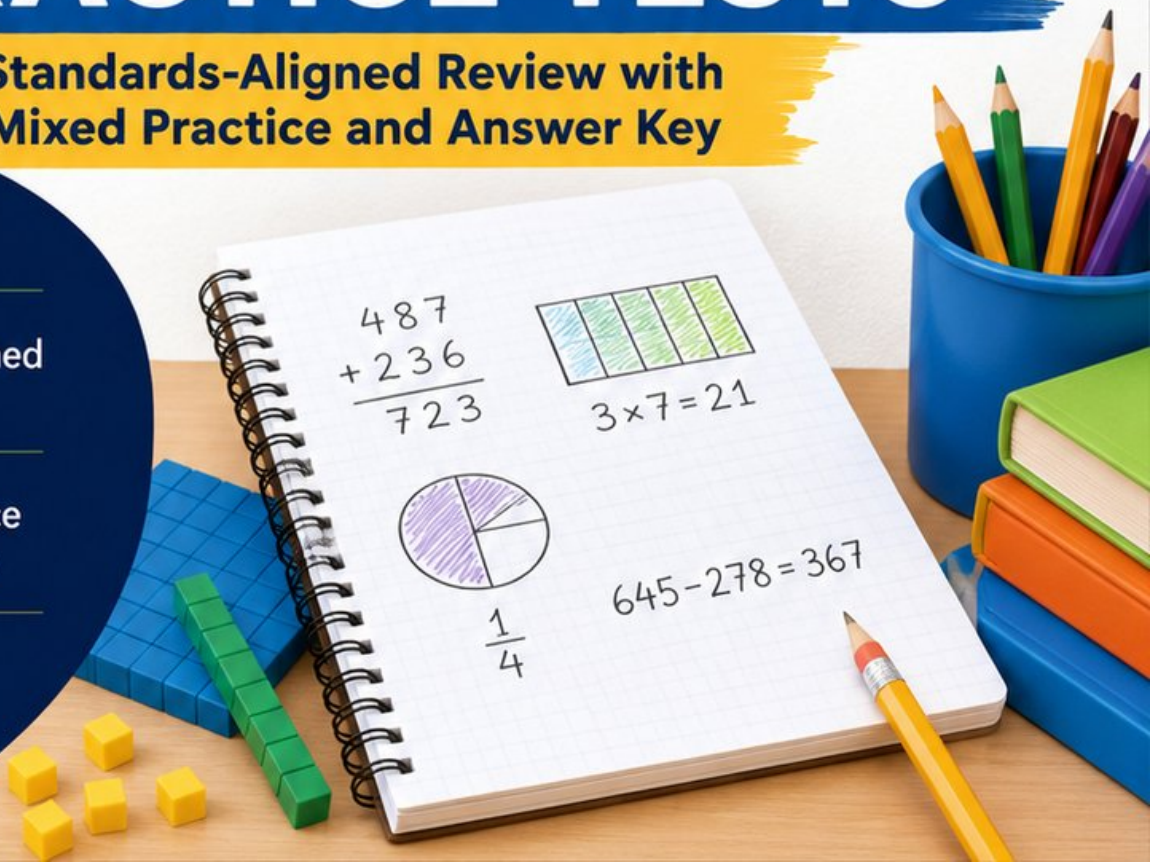
Standards-Aligned  
Questions



Build Confidence  
and Math Skills



Answer Key  
Included



# 8 Wyoming WY-TOPP Grade 3 Math Practice Tests

*Standards-Aligned Review with Mixed Practice and Answer Key*



Eight complete 30-question practice rounds for Grade 3 math:  
operations, fractions, measurement, data, area, shapes, answer keys,  
and clear explanations for every item.

**Jay Daie and Reza Nazari**



# Copyright ©

## Testinar Inc



Published by Testinar Inc

[Testinar.com](http://Testinar.com)

All rights reserved. No part of this publication may be reproduced, distributed, or transmitted in any form or by any means, including photocopying, recording, or other electronic or mechanical methods, without the prior written permission of the author, except in the case of brief quotations embodied in critical reviews and certain other noncommercial uses permitted by copyright law, including Section 107 or 108 of the 1976 United States Copyright Act.

This publication is independently produced and has no official connection to any state, district, or national testing program.

Test names and organizational names used herein are the property of their respective trademark holders.



*Copyright ©*

# Wyoming, Your Eight-Test Math Path Begins

Eight focused rounds, one stronger Grade 3 problem solver

This book gives you eight full chances to practice like a careful test taker for the Wyoming WY-TOPP. Each test is a new route through numbers, shapes, data, measurement, and word problems. Work slowly enough to notice what the question asks, and proudly enough to show your thinking.

Wyoming has open ranges, geyser paths, mountain passes, wide blue skies, and quiet problem-solving space, where careful steps matter. Strong math follows that same path: notice the question, choose a tool, show the work, and give every problem room for clear thinking.

## Your Wyoming Math Promise

I will read the whole question, choose a smart strategy, write clear work, and check whether my answer makes sense.

**Eight rounds. Thirty questions each. One careful step at a time.**

# How to Use This Book

## A simple eight-round routine for confident review

Use this Wyoming book as a practice plan, not a race. Finish one test, review it, fix a few problems, then carry one better habit into the next test.

1. **Preview the reference page.** Notice units, time, and measurement facts before you begin.
2. **Take one full test.** Circle anything that feels tricky so you can return to it.
3. **Check the answer key.** Mark correct answers and questions to try again.
4. **Read explanations.** Study missed items and lucky guesses first.
5. **Redo three problems.** Write fresh work without copying the explanation.
6. **Name one habit.** Pick a focus such as labels, facts, fractions, or neat work.
7. **Try the next test.** Bring that habit forward.
8. **Finish with a final check.** Look for growth across all eight tests.

**Best review habit:** In Wyoming, strong practice means slowing down enough to see the clue. When an answer is wrong, ask, “What step would I change next time?”



# What Is Inside the Eight Tests?

## Mixed Grade 3 math practice for the WY-TOPP

Each practice test has 30 questions. You will see multiple-choice questions, select-all questions, and open-ended questions with workspace. The mix helps students practice both choosing an answer and explaining a short mathematical result.

Part	What to Expect
Eight full tests	30 mixed Grade 3 questions in each round
Math topics	multiplication, division, place value, fractions, time, measurement, data, area, perimeter, and shapes
Answer keys	compact answer boxes for quick checking
Explanations	short reasoning for every item so mistakes become useful review
Progress pages	places to record scores, habits, and next-step goals

**Wyoming focus:** The practice path starts with open ranges, geyser paths, mountain passes, wide blue skies, and quiet problem-solving space. Strong math uses the same idea: know the path, follow the clues, and check the final answer.

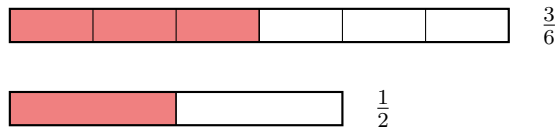


Scan me!  
For more practice  
& answers

# Table of Contents

★ Practice Test 1	_____	15
★ Practice Test 2	_____	27
★ Practice Test 3	_____	40
★ Practice Test 4	_____	52
★ Practice Test 5	_____	64
★ Practice Test 6	_____	76
★ Practice Test 7	_____	89
★ Practice Test 8	_____	102
<b>Practice Test Answer Keys</b>	_____	<b>113</b>
<b>Practice Test Answers and Explanations</b>	_____	<b>118</b>

1) Which fraction is equivalent to  $\frac{3}{6}$ ?



A.  $\frac{2}{5}$

C.  $\frac{1}{2}$

B.  $\frac{1}{3}$

D.  $\frac{2}{6}$

2) Find  $6 \times 4$ .

3) Ava buys two bags of rice. Bag A weighs 1000 g and Bag B weighs 800 g. What is the total mass in grams?

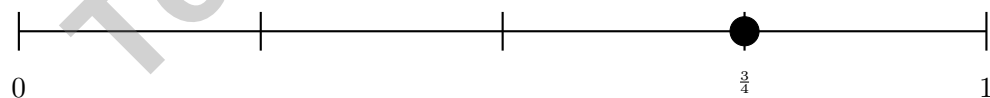
A. 800 g

C. 1800 g

B. 1000 g

D. 2000 g

4) On a number line from 0 to 1 divided into 4 equal parts, how many equal parts fit in the distance from 0 to  $\frac{3}{4}$ ?



A. 1 part

C. 3 parts

B. 2 parts

D. 4 parts



Scan me!  
For more practice  
& answers

5) Ava has two square tiles. One tile has an area of 9 square inches. The other has an area of 16 square inches. Which tile is smaller?

- A. The 9 square inch tile                       C. Both tiles are the same size  
 B. The 16 square inch tile                       D. Cannot be determined



6)

A rectangular walkway is 10 meters long and 3 meters wide. What is the area of the walkway?

- A. 13 sq m                       C. 26 sq m  
 B. 30 sq m                       D. 60 sq m

7) Noah knows that  $7 \times 2 = 14$ . What is  $2 \times 7$ ?

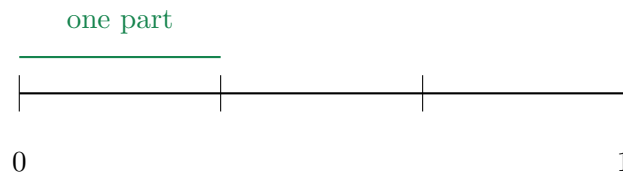
- A. 9                                       C. 16  
 B. 12                                       D. 14

8) For a number like \_\_\_\_\_, the rounding rule says “look at the tens digit.” What does the rounding rule mean by “look”?

- A. Stare at the number with your eyes                       C. Remember all the numbers you’ve rounded before  
 B. Write the tens digit on a separate page                       D. Check whether it is 5 or greater to decide if we round up



9) Look at this number line divided equally from 0 to 1. What is the unit fraction?



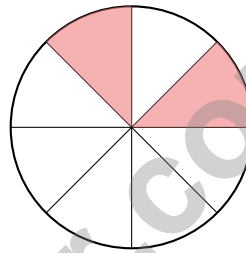
A.  $\frac{1}{3}$

B.  $\frac{1}{2}$

C.  $\frac{1}{4}$

D.  $\frac{1}{5}$

10) Here is a circle divided into 8 equal parts by lines from the center.



Two parts are shaded. What fraction is shaded?

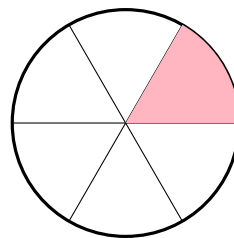
A.  $\frac{1}{8}$

B.  $\frac{2}{8}$

C.  $\frac{3}{8}$

D.  $\frac{4}{8}$

11) Look at this circle divided into 6 equal parts. One part is shaded.



What fraction is shaded?

A.  $\frac{1}{6}$

B.  $\frac{1}{5}$

C.  $\frac{6}{6}$

D.  $\frac{2}{6}$




Scan me!  
For more practice  
& answers

- 1) There are 5 rows of chairs and 6 chairs in each row. How many chairs are there in total?
- A. 25 chairs                       C. 35 chairs  
 B. 40 chairs                       D. 30 chairs
- 2) What do all quadrilaterals have in common?
- A. They all have right angles                       C. They all have parallel sides  
 B. They all have equal sides                       D. They all have 4 sides
- 3) Which of the following is measured in square units (like square inches or square centimeters)?
- A. Time                       C. Length (measured in inches, feet,  
 B. Perimeter (measured in inches, feet, or meters)  
or meters)                       D. Area (space inside a shape)
- 4) A teacher buys 5 packs of colored paper with 10 sheets each for a project. She divides them equally among 5 students. How many sheets does each student get?
- A. 5                       C. 15  
 B. 25                       D. 10
- 5) A pie is cut into 6 equal slices. Ava eats one slice. What fraction of the pie does Ava eat?
- A.  $\frac{5}{6}$                        C.  $\frac{1}{6}$   
 B.  $\frac{6}{6}$                        D.  $\frac{1}{5}$



6) This grid shows a rectangle made of unit squares.



What is the area in square units?

- A. 10 sq units                       C. 24 sq units  
 B. 18 sq units                       D. 28 sq units
- 7) Ava earns \$8 per hour. She works for some number of hours and earns \$56. Which division equation helps find how many hours she worked?

- A.  $56 \div 8 = \square$                        C.  $56 + 8 = \square$   
 B.  $8 \times \square = 56$                        D.  $56 - 8 = \square$

8)

×	2	4	6
2	4	8	12
3	6	12	18

Which products in this table are even?

- A. Only 4 and 8                       C. All of them  
 B. Only 6, 12, and 18                       D. None of them



Scan me!  
For more practice  
& answers

1) Round 662 to the nearest 10.

A. 660

C. 665

B. 662

D. 670

2) Sam has  $\frac{12}{4}$  yards of ribbon. How many whole yards does he have?

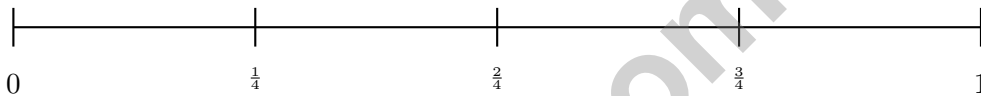
A. 2

C. 4

B. 3

D. 6

3) On a number line from 0 to 1 divided into 4 equal parts, which fraction is closest to  $\frac{1}{2}$ ?



A.  $\frac{1}{4}$

C.  $\frac{3}{4}$

B.  $\frac{2}{4}$

D.  $\frac{1}{2}$  is not on this line

4) A square garden has side lengths of 8 square meter tiles along each edge. Draw or describe how many square meter tiles cover the whole garden. Write your answer.



5) Which fraction equals  $\frac{1}{2}$ ?

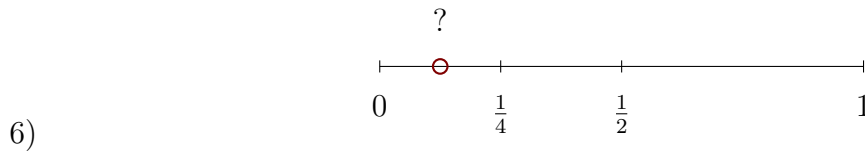
A.  $\frac{2}{3}$

C.  $\frac{4}{8}$

B.  $\frac{3}{4}$

D.  $\frac{3}{8}$

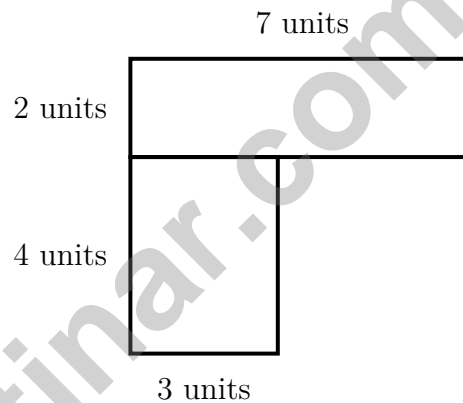




The red dot is between 0 and  $\frac{1}{4}$ . What fraction could it be?

- A.  $\frac{1}{8}$ 
 C.  $\frac{1}{3}$   
 B.  $\frac{1}{4}$ 
 D.  $\frac{2}{4}$

- 7) An L-shaped kitchen floor plan shows two rectangular sections. Upper: 7 units by 2 units. Lower left: 3 units by 4 units. What is the total floor area?



- A. 26 sq units
  C. 12 sq units  
 B. 14 sq units
  D. 56 sq units
- 8) Which number sentence is false?
- A.  $2 \times 9 = 9 \times 2$ 
 C.  $8 \times 6 = 7 \times 6 + 1$   
 B.  $(2 \times 3) \times 3 = 2 \times (3 \times 3)$ 
 D.  $4 \times (2 + 3) = 4 \times 2 + 4 \times 3$



Scan me!  
For more practice  
& answers

## Practice Test Answer Keys

**How to use this section with a Grade 3 student:**

1. check the answer first
2. mark questions to try again
3. rework the problem before reading the full explanation

**A calm correction routine turns every missed item into useful practice.**

Testinar.com



Scan me!  
For more practice  
& answers

## Practice Test Answers and Explanations

### Practice Test 1 Answers and Explanations

- Choice C is correct. **(3.NF.F.3)**  $\frac{3}{6}$  and  $\frac{1}{2}$  both equal half of a whole.
- The correct answer is 24. **(3.OA.A.3)**  $6 \times 4 = 24$ .
- Choice C is correct. **(3.MD.G.2)** Add:  $1000 + 800 = 1800$  g.
- Choice C is correct. **(3.NF.F.2)**  $\frac{3}{4}$  means 3 out of 4 equal parts. The distance from 0 to the mark contains exactly 3 parts.
- Choice A is correct. **(3.MD.I.5)** The tile with an area of 9 square inches is smaller than the tile with 16 square inches. Smaller area means less space inside.
- Choice B is correct. **(3.MD.I.7B)** Area = length  $\times$  width =  $10 \times 3 = 30$  square meters.
- Choice D is correct. **(3.OA.B.5)** The commutative property says you can switch the order of the factors and still get the same answer. So  $2 \times 7 = 7 \times 2 = 14$ .
- Choice D is correct. **(3.NBT.E.1)** In rounding, "look at the digit" means check its value to apply the rule: if it's 5 or more, round up; if less than 5, round down.
- Choice A is correct. **(3.NF.F.2A)** Three equal parts means each is  $\frac{1}{3}$ .
- Choice B is correct. **(3.G.K.2)** Two shaded parts out of eight equal parts is  $\frac{2}{8}$ .
- Choice A is correct. **(3.NF.F.1)** The circle is divided into 6 equal parts. One part is shaded, so the shaded fraction is  $\frac{1}{6}$  (one-sixth).
- Choice D is correct. **(3.MD.I.7)** Area = rows  $\times$  columns =  $4 \times 5 = 20$  square units.
- Choice B is correct. **(3.NF.F.3D)** Same numerator: halves are bigger than fourths. So one half is greater than one fourth.
- Choice B is correct. **(3.MD.I.6)**  $3 \times 6 = 18$  sq ft. The other choices do not equal 18.
- Choice A is correct. **(3.NBT.E.2)** Ones:  $2 - 8$  requires regrouping, so  $12 - 8 = 4$ . Tens:  $9 - 1 = 8$  (after regrouping). Hundreds:  $8 - 4 = 4$ . Answer: 484.
- Choice D is correct. **(3.OA.D.9)** Skip counting by 2 always gives even numbers: 2, 4, 6, 8, 10, ...
- Choices A and C are correct. **(3.MD.G.1)** 45 minutes after 3 : 00 PM is 3 : 45 PM, so choices A and C match. Choice B is 4 : 15 PM, choice D is in the morning, and choice E is 4 : 05 PM.
- Choice C is correct. **(3.MD.I.6)** The grid is  $3 \times 4 = 12$  unit squares.
- Choice B is correct. **(3.NBT.E.3)**  $4 \times 70 = 4 \times 7 \times 10 = 28 \times 10 = 280$ . Marcus added two zeros instead of one.
- The correct answer is trapezoid. **(3.G.K.1)** There are many quadrilaterals beyond rectangles, squares, and rhombuses. A trapezoid (with one pair of parallel sides) is one example. Students may also draw an irregular quadrilateral with no parallel sides.
- Choice B is correct. **(3.MD.I.5)**  $8 \times 4 = 32$  square units.
- Choice D is correct. **(3.OA.A.1)** The picture shows 2 rows with 5 circles in each row. So  $2 \times 5 = 10$  or  $5 \times 2 = 10$ .
- The correct answer is 9. **(3.OA.B.6)**  $36 \div 4 = 9$  because  $9 \times 4 = 36$ . We find the missing factor in the multiplication fact.
- Choice B is correct. **(3.NF.F.2B)**  $\frac{7}{3} = 2\frac{1}{3} \approx 2.33$ . This is between 2 and 3, closer to 2.
- Choice C is correct. **(3.NF.F.3A)**  $\frac{2}{4}$  simplifies to  $\frac{1}{2}$ . They represent the same region: one-half.
- Choice B is correct. **(3.NF.F.3C)**  $\frac{2}{2}$  and  $\frac{4}{4}$  are both 1 whole. Numerator = denominator means you have all the parts.
- Choice C is correct. **(3.MD.I.7C)**  $3 \times 5$  and  $2 \times 4$  do not share a matching side length. To use this area model, the two smaller rectangles need one matching dimension.
- Choice C is correct. **(3.MD.H.3)** Rio:  $8 \times 3 = 24$ . Alex:  $5 \times 3 = 15$ . Fewer:  $24 - 15 = 9$ .
- Choice D is correct. **(3.G.K.2)** Top:  $5 \times 3 = 15$  sq ft. Bottom:  $4 \times 2 = 8$  sq ft. Total:  $15 + 8 = 23$  sq ft.
- Choice C is correct. **(3.MD.H.4)** Add all X's:  $2 + 3 + 2 + 1 = 8$  pencils total.



## Hi, Brave Explorer!

◇ What a trip! You explored 8 full tests. You went to many math places: multiplication, fractions, area, time, and more. ◇

★ **Smart explorers know:** every trip teaches something. Through 8 tests, you learned a lot. You are a stronger math explorer now. ★

### Your Explorer Tools

- **Map Reading:** You read problems carefully.
- **Trail Skills:** You take steps in the right order.
- **Backpack:** You have many math tools.
- **Brave Heart:** You explore even hard problems.

**Explorer tip:** on test day, use the tools you packed. You have the skills. You are ready!

If you want to share something or ask a question, please email me at [jay@testinar.com](mailto:jay@testinar.com).

**Jay Daie**

Your Math Trail Guide

Testinar.com

# PRACTICE TODAY. MASTER TOMORROW.

This book is designed to help **Grade 3** students strengthen their math skills through focused practice and real progress.

- ✓ 8 full-length practice tests
- ✓ Aligned to Grade 3 standards
- ✓ Build confidence and achieve success



## EACH PRACTICE TEST INCLUDES:



Standards-  
Aligned  
Questions



Variety of  
Question  
Types



Real-World  
Math  
Applications



Step-by-Step  
Progress  
Tracking



Build Skills  
and Boost  
Confidence

## COVERS ALL ESSENTIAL TOPICS

- ✓ Whole Numbers & Operations
- ✓ Fractions & Decimals
- ✓ Algebraic Thinking
- ✓ Geometry
- ✓ Measurement & Data
- ✓ Number Patterns
- ✓ Word Problems
- ✓ Ratio & Proportion
- ✓ Perimeter, Area & Volume
- ✓ Graphing & Data Analysis
- ✓ And More!



Visit [testinar.com/math3](https://testinar.com/math3)  
for more Grade 3 math resources  
and practice materials!

## PREPARE. PRACTICE. SUCCEED.

Give your child the **confidence** to excel in math!



Aligned to  
Standards



Created by  
Educators



Designed for  
Success