

9

# Hawaii

## Smarter Balanced


# GRADE 3 MATH PRACTICE TESTS

COMPLETE STANDARDS REVIEW WITH SKILL PRACTICE,  
WORD PROBLEMS, AND ANSWER KEY



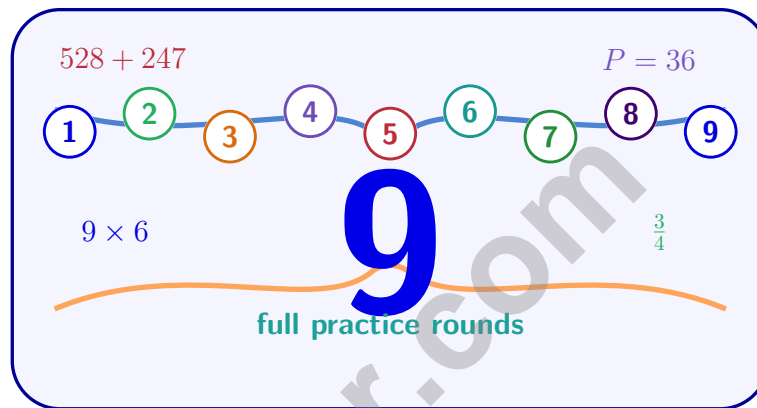
10

FOR THE COMPREHENSIVE ASSESSMENT PROGRAM



# 9 Hawaii Smarter Balanced Grade 3 Math Practice Tests

*Standards-Aligned Review with Mixed Practice and Answer Key*



Nine complete 30-question Grade 3 practice rounds with operations, fractions, measurement, data, area, shapes, answer keys, and clear explanations for every item.

**Jay Daie and Reza Nazari**



# Copyright ©

## Testinar Inc



Published by Testinar Inc

[Testinar.com](http://Testinar.com)

All rights reserved. No part of this publication may be reproduced, distributed, or transmitted in any form or by any means, including photocopying, recording, or other electronic or mechanical methods, without the prior written permission of the author, except in the case of brief quotations embodied in critical reviews and certain other noncommercial uses permitted by copyright law, including Section 107 or 108 of the 1976 United States Copyright Act.

This publication is independently produced and has no official connection to any state, district, or national testing program.

Test names and organizational names used herein are the property of their respective trademark holders.



*Copyright ©*

# Hawaii, Start Your Nine-Round Math Map

A brave Grade 3 journey from first try to confident finish

This book gives you nine chances to practice like a thoughtful Hawaii Smarter Balanced test taker. Each round mixes numbers, shapes, fractions, data, measurement, and word problems so your brain learns to switch skills calmly.

Hawaii has volcano trails, island rain, ocean charts, reef patterns, and bright outdoor learning, where careful steps matter. Strong math follows that same idea: model what the question asks, choose a useful tool, show the work, and reason before moving on.

## Your Hawaii Math Promise

I will slow down enough to understand the question. I will show the work that helps me think. I will use mistakes as practice fuel, then try again with a sharper plan.

**Nine rounds is not about rushing. It is about building a math habit that stays strong.**

# How to Use This Book

A nine-session routine for clear Hawaii review

1. **Warm up first.** Read the quick review pages and remind yourself of the big ideas.
2. **Take one test at a time.** Work without rushing. Circle words, sketch models, and label units.
3. **Check the answer key.** Mark correct answers, then star questions that need another look.
4. **Read explanations after trying again.** The explanation works best after your brain has wrestled with the problem.
5. **Use the growth log.** Track the score, one strong habit, and one skill to practice next.

**Good rhythm:** Test one day, review the next day, then take the next test when your corrections feel clear. In Hawaii, that steady routine turns nine tests into one organized prep plan.



# What Is Inside the Nine Tests?

Mixed Grade 3 practice with Smarter Balanced support

Part	What You Practice
Nine full tests	30 mixed Grade 3 questions in each round
Question styles	Multiple choice, select-all, and open-ended work spaces
Math topics	Operations, patterns, rounding, fractions, measurement, data, area, perimeter, and shapes
Answer support	Compact answer keys plus explanations for every item
Standards help	A Hawaii standards reference and standard-code boxes in explanations

**Why mixed practice helps:** Real tests do not announce the next skill. These nine rounds help students recognize the math move they need, even when the topic changes from question to question.



Scan me!  
For more practice  
& answers

# Table of Contents

★ Practice Test 1	_____	15
★ Practice Test 2	_____	27
★ Practice Test 3	_____	40
★ Practice Test 4	_____	52
★ Practice Test 5	_____	65
★ Practice Test 6	_____	77
★ Practice Test 7	_____	90
★ Practice Test 8	_____	103
★ Practice Test 9	_____	116
<b>Practice Test Answer Keys</b>	_____	127
<b>Practice Test Answers and Explanations</b>	_____	133

1)

1	2	3	4	?
---	---	---	---	---

Which number should replace the ?

 A. 5 C. 7 B. 6 D. 8

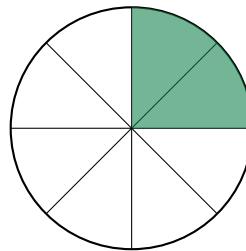
- 2) Ava wants to build a square using unit squares (each 1 inch by 1 inch). If her square is 5 inches on each side, how many unit squares does she need?



- 3) A school has 72 students going on a field trip. They are divided equally into 8 buses. Then 6 more students join one bus. How many students are on that bus now?

 A. 9 C. 15 B. 10 D. 24

- 4) A pizza is cut into 8 equal slices. Noah eats 2 slices. What fraction of the pizza does Noah eat?

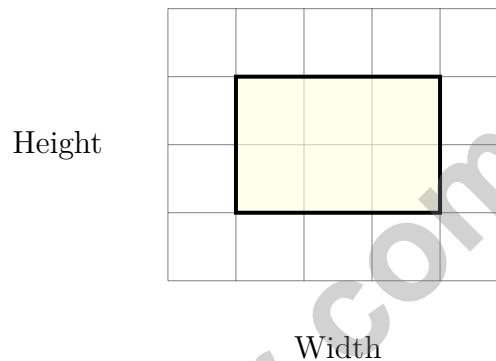
 A.  $\frac{1}{8}$  C.  $\frac{3}{8}$  B.  $\frac{2}{8}$  D.  $\frac{6}{8}$ 

Scan me!  
For more practice  
& answers

5) A tiled rectangle has two parts:  $10 \times 3 = 30$  and  $10 \times 7 = 70$ . Which expanded distributive equation is correct?

- A.  $10 \times (3 + 7) = 10 + 10 = 20$        C.  $10 \times 3 + 7 = 37$   
 B.  $(10 \times 3) + (10 \times 7) = 30 + 70 = 100$        D.  $3 + 7 = 10$

6) Look at this shape made of square units on a grid. Count the squares to find the area without multiplying.



Which square unit measurement is correct?

- A. 6 square units       C. 8 square units  
 B. 7 square units       D. 9 square units

7) What number makes the equation true?

$$63 \div \square = 7$$

- A. 7       C. 8  
 B. 10       D. 9



8) Which is NOT equal to a whole number?

A.  $\frac{20}{4}$

B.  $\frac{7}{1}$

C.  $\frac{3}{2}$

D.  $\frac{8}{8}$

9) A rectangular tile is 7 inches long and 3 inches wide. How much area does one tile cover?

A. 20 sq in

B. 28 sq in

C. 21 sq in

D. 10 sq in

10) Noah's practice starts at 5 : 42 PM and lasts 38 minutes. When does practice end?

A. 6 : 10 PM

B. 6 : 15 PM

C. 6 : 20 PM

D. 6 : 30 PM

11) Compare the products. Is  $6 \times 7$  less than, equal to, or greater than  $9 \times 5$ ?

A.  $6 \times 7$  is less

B.  $6 \times 7$  is equal

C.  $6 \times 7$  is greater

D. Cannot compare without calculating

12) Sam draws a number line from 0 to 2 split into 8 equal parts. He marks  $\frac{4}{8}$  of the distance from 0 to 2. At what whole number is his mark?

A. At 0

B. Between 1 and 2

C. At 2

D. At 1

13) A rectangular yard is 10 meters long and 2 meters wide. What is its area?

A. 12 sq m

B. 20 sq m

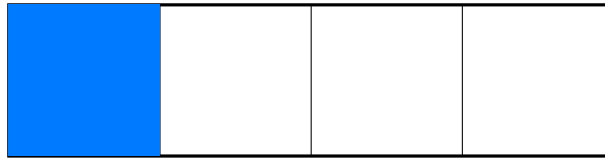
C. 15 sq m

D. 25 sq m



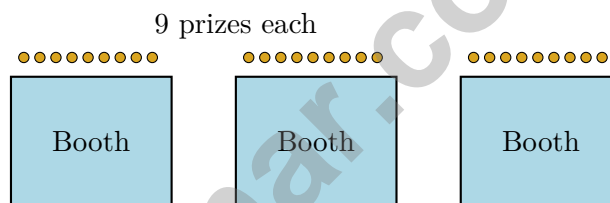
Scan me!  
For more practice  
& answers

- 1) Look at the picture. The rectangle is divided into equal parts, and some parts are shaded.




Which fraction is shaded?

- A.  $\frac{1}{4}$ 
 B.  $\frac{4}{1}$ 
 C.  $\frac{3}{4}$ 
 D.  $\frac{2}{4}$
- 2) At a carnival, 3 booths each have 9 prizes. The organizers give away 10 prizes. How many prizes are left?



- A. 10
  B. 37
  C. 27
  D. 17
- 3) A shape is divided into equal parts so that each part is  $\frac{1}{2}$  of the whole. How many equal parts is the shape divided into?



- A. 1 part
  B. 2 parts
  C. 3 parts
  D. 4 parts

4) What is  $9 \times 30$ ?

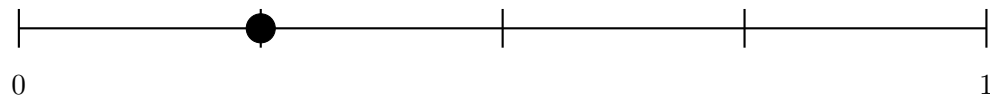
A. 27 (forgot to add zero)

C. 270

B. 2700 (added two zeros)

D. 39 (added instead of multiplying)

5) On a number line from 0 to 1 split into 4 equal parts, the distance from 0 to  $\frac{1}{4}$  is what part of the whole line?



A.  $\frac{1}{4}$  of the line

C.  $\frac{3}{4}$  of the line

B.  $\frac{2}{4}$  of the line

D. The whole line

6) A small garden is shaped like a rectangle. Its dimensions are 5 meters by 4 meters. What is the total area?

A. 9 sq m

C. 18 sq m

B. 20 sq m

D. 25 sq m

7) Noah is designing a playground. He wants to cover a rectangular area using square meter mats. The playground is 10 meters by 7 meters. How many square meter mats will Noah need to cover the entire playground? Show your counting.

A large empty rectangular box with a thin black border, intended for the student to show their work for counting the number of square meter mats needed to cover the playground.

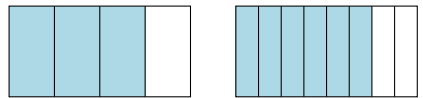


Scan me!  
For more practice  
& answers

1) Which strategy uses 10 groups of 4 and subtracts 1 group of 4 to find  $9 \times 4$ ?

- A.  $9 \times 4 = (5 \times 4) + (4 \times 4) = 20 + 16 = 36$      
  C.  $9 \times 4 = 9 \times (2 \times 2) = 9 \times 4 = 36$   
 B.  $9 \times 4 = (8 \times 4) + (1 \times 4) = 32 + 4 = 36$      
  D.  $9 \times 4 = (10 \times 4) - (1 \times 4) = 40 - 4 = 36$

2) Look at the two rectangles. Do they show equivalent fractions?



Rectangle 1:  $\frac{3}{4}$       Rectangle 2:  $\frac{6}{8}$

- A. Yes, they are equivalent       C. It is unclear  
 B. No, they are not equivalent       D. No, Rectangle 1 is larger

3) Which area is the greatest?



- A. A rectangle made of 7 unit squares       C. A rectangle made of 6 unit squares  
 B. A rectangle made of 8 unit squares       D. A square made of 4 unit squares

4) A rectangular sign at school is 8 meters long and 4 meters wide. What is the area of the sign?


- A. 12 sq m       C. 32 sq m  
 B. 24 sq m       D. 64 sq m



5) Eli drinks juice from a bottle. The bottle contained 1 liter. After he drinks some, 300 mL remains. How much juice did he drink?

- A. 300 mL                       C. 700 mL  
 B. 500 mL                       D. 1000 mL

6) Look at the rectangle divided into equal parts below. One part is shaded.



What fraction is shaded?

- A.  $\frac{1}{4}$                        C.  $\frac{3}{4}$   
 B.  $\frac{4}{1}$                        D.  $\frac{2}{3}$

7) Sam plants 7 rows of tomato seeds with 8 seeds in each row. Some seeds do not grow and only 50 seeds sprout. How many seeds did not sprout?

- A. 6                       C. 15  
 B. 8                       D. 56

8) A classroom is shaped like an L. One part is 8 units by 3 units. The other part is 5 units by 2 units. What is the total area of the classroom?



Scan me!  
For more practice  
& answers

## Practice Test Answer Keys

**How to use this section with a Grade 3 student:**

1. check the answer first
2. mark questions to try again
3. rework the problem before reading the full explanation

**A calm correction routine turns every missed item into useful practice.**

Testinar.com



Scan me!  
For more practice  
& answers

## Practice Test Answers and Explanations

### Practice Test 1 Answers and Explanations

- 1) **Choice A is correct.** **(3.OA.D.9)** The pattern shows 1, 2, 3, 4, so the next number is 5.
- 2) **The correct answer is 25 unit squares.** **(3.MD.C.5a)** A square with side length 5 inches has area  $5 \times 5 = 25$  square inches, which equals 25 unit squares.
- 3) **Choice C is correct.** **(3.OA.D.8)** Step 1: Students per bus originally:  $72 \div 8 = 9$  students. Step 2: The 6 new students join one bus, so that bus has  $9 + 6 = 15$  students.
- 4) **Choice B is correct.** **(3.G.A.2)** Two slices out of eight equal slices is  $\frac{2}{8}$ .
- 5) **Choice B is correct.** **(3.MD.C.7c)** The expanded distributive equation adds the two smaller rectangle areas:  $(10 \times 3) + (10 \times 7) = 30 + 70 = 100$ .
- 6) **Choice D is correct.** **(3.MD.C.5)** Count the rows: 3 rows. Count the columns: 3 columns. The area is 9 square units.
- 7) **Choice D is correct.** **(3.OA.A.4)** Multiply:  $7 \times 9 = 63$ , so the divisor is 9. Check:  $63 \div 9 = 7$ .
- 8) **Choice C is correct.** **(3.NF.A.3c)**  $\frac{20}{4} = 5$ ,  $\frac{7}{1} = 7$ ,  $\frac{8}{8} = 1$ . Only  $\frac{3}{2} = 1\frac{1}{2}$  is not a whole.
- 9) **Choice C is correct.** **(3.MD.C.7b)** Area = length  $\times$  width =  $7 \times 3 = 21$  square inches.
- 10) **Choice C is correct.** **(3.MD.A.1)**  $5 : 42 + 38 \text{ min} = 5 : 42 + 18 \text{ min} + 20 \text{ min} = 6 : 00 + 20 \text{ min} = 6 : 20 \text{ PM}$ .
- 11) **Choice A is correct.** **(3.OA.C.7)**  $6 \times 7 = 42$  and  $9 \times 5 = 45$ . Since  $42 < 45$ ,  $6 \times 7$  is less than  $9 \times 5$ .
- 12) **Choice D is correct.** **(3.NF.A.2b)**  $\frac{4}{8} = \frac{1}{2}$ . On a 0-to-2 line,  $\frac{1}{2}$  of the distance is at 1.
- 13) **Choice B is correct.** **(3.MD.C.7)** Area =  $10 \times 2 = 20$  square meters.
- 14) **Choice D is correct.** **(3.MD.C.7d)** Top:  $5 \times 3 = 15$  sq ft. Bottom:  $4 \times 2 = 8$  sq ft. Total:  $15 + 8 = 23$  sq ft.
- 15) **Choice C is correct.** **(3.MD.B.4)** Longer than  $8\frac{1}{2}$  means  $9, 9\frac{1}{2}$ : that is  $4 + 1 = 5$  insects.
- 16) **Choice C is correct.** **(3.NF.A.2)**  $\frac{1}{3}$  and  $\frac{2}{6}$  mark the same point on the number line from 0 to 1. They represent the same fraction.
- 17) **Choices A and C are correct.** **(3.G.A.1)** Both squares and rectangles are defined by having exactly 4 right angles. Rhombuses do not require right angles (only equal sides). Trapezoids and general parallelograms do not need right angles.
- 18) **Choice D is correct.** **(3.OA.A.1)** 7 shelves with 9 toys each means 7 groups of 9. So  $7 \times 9 = 63$  toys.
- 19) **Choice B is correct.** **(3.NF.A.3)**  $\frac{4}{8}$  and  $\frac{1}{2}$  mark the same point on the line.
- 20) **Choice D is correct.** **(3.OA.B.6)** The bar is divided into 6 equal parts with a total of 48. Each part is  $48 \div 6 = 8$ . You can check:  $8 \times 6 = 48$ .
- 21) **Choice B is correct.** **(3.NF.A.3d)** Same numerator (1): eighths divide the whole into 8 tiny pieces (each piece is small), fourths divide into 4 larger pieces. One eighth (1 tiny piece) < one fourth (1 larger piece). Rule: same numerator, larger denominator means smaller pieces.
- 22) **The correct answer is  $\frac{2}{3}$ .** **(3.NF.A.1)**  $\frac{1}{3} + \frac{1}{3} = \frac{2}{3}$ .
- 23) **Choice A is correct.** **(3.NF.A.3b)** Divide the numerator and denominator of  $\frac{4}{6}$  by 2:  $\frac{4 \div 2}{6 \div 2} = \frac{2}{3}$ .
- 24) **The correct answer is 6.** **(3.NF.A.3a)** The denominator doubles, so the numerator doubles:  $3 \times 2 = 6$ .
- 25) **Choice D is correct.** **(3.OA.A.2)**  $14 \div 2$  means measuring: How many groups of 2 fit in 14? The answer is 7 groups. This is measurement division (also called quotitive division).
- 26) **Choice D is correct.** **(3.NBT.A.3)** 7 packs of 10 pencils =  $7 \times 10 = 70$  pencils.
- 27) **Choice C is correct.** **(3.MD.C.6)**  $3 \times 4 = 12$  unit squares.
- 28) **Choice A is correct.** **(3.NF.A.2a)** When dividing into 6 equal parts, each part is  $\frac{1}{6}$  of the whole.
- 29) **Choice C is correct.** **(3.MD.B.3)**  $7 + 4 = 11$  balloons.
- 30) **Choice B is correct.** **(3.MD.A.2)** Subtract:  $280 - 250 = 30$  g.

### Practice Test 2 Answers and Explanations



Scan me!  
For more practice  
& answers

## Hi, Curious Scientist!

◇ 9 tests. So many experiments! You tested ideas. You watched what worked. You learned a lot. That's how scientists work—and how you work! ◇

★ **Scientists know:** mistakes are facts, not failures. Every problem you missed taught you something. You used those facts to do better next time. ★

### Lab Results

- **Hypothesis:** CONFIRMED! Practice makes you better.
- **Method:** STRONG! You try, watch, and adjust.
- **Data:** CAREFUL! You read and copy numbers right.
- **Conclusion:** READY! You can do this test.

**Scientist tip:** on test day, stay curious. Ask, "What is this asking?" Then experiment with your math tools. You will find the answer!

If you want to share something or ask a question, please email me at [jay@testinar.com](mailto:jay@testinar.com).

**Jay Daie**

Your Math Scientist

Testinar.com

# STRONG TODAY. SUCCESS TOMORROW.

Give your child the tools they need to excel in **Grade 3 Math!** This book includes **9 complete practice tests** that follow grade-level standards and help students build confidence, sharpen skills, and achieve success.

**9**  
**COMPLETE PRACTICE TESTS**

- ✓ Aligned to Grade 3 Standards
- ✓ Engaging, Varied, and Effective

More practice today for a **stronger** tomorrow.



## THIS BOOK HELPS YOUR CHILD:



### Build Confidence

Familiar, focused practice reduces anxiety and builds self-belief.



### Strengthen Skills

Reinforces key math concepts through high-quality, standards-aligned questions.



### Improve Test Readiness

Full-length tests help students understand test format, pacing, and question types.



### Track Progress

Identify strengths and target areas with purposeful practice.



### Achieve Success

Better preparation leads to higher scores and bright futures.

## COVERS ALL ESSENTIAL TOPICS

- ✓ Whole Numbers & Operations
- ✓ Fractions & Decimals
- ✓ Algebraic Thinking
- ✓ Geometry
- ✓ Measurement & Data
- ✓ Graphing & Data Analysis
- ✓ Number Patterns
- ✓ Word Problems
- ✓ Ratio & Proportion
- ✓ Perimeter, Area & Volume
- ✓ And More!



Visit [testinar.com/math3](https://testinar.com/math3) for more Grade 3 math resources and practice materials!



Aligned to Standards



Created by Educators