

9

# Minnesota MCA-III

## GRADE 3 MATH PRACTICE TESTS

COMPLETE STANDARDS REVIEW WITH SKILL PRACTICE,  
WORD PROBLEMS, AND ANSWER KEY

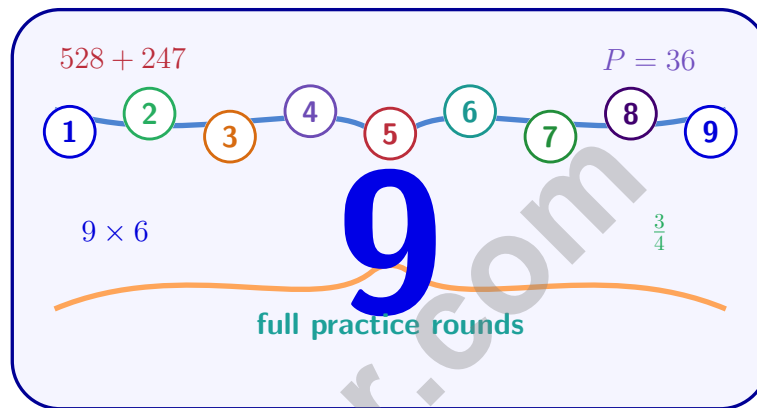


10

FOR THE COMPREHENSIVE ASSESSMENT PROGRAM

# 9 Minnesota MCA-III Grade 3 Math Practice Tests

*Standards-Aligned Review with Mixed Practice and Answer Key*



Nine complete 30-question Grade 3 practice rounds with operations, fractions, measurement, data, area, shapes, answer keys, and clear explanations for every item.

**Jay Daie and Reza Nazari**



# Copyright ©

## Testinar Inc



Published by Testinar Inc

[Testinar.com](http://Testinar.com)

All rights reserved. No part of this publication may be reproduced, distributed, or transmitted in any form or by any means, including photocopying, recording, or other electronic or mechanical methods, without the prior written permission of the author, except in the case of brief quotations embodied in critical reviews and certain other noncommercial uses permitted by copyright law, including Section 107 or 108 of the 1976 United States Copyright Act.

This publication is independently produced and has no official connection to any state, district, or national testing program.

Test names and organizational names used herein are the property of their respective trademark holders.



*Copyright ©*

# Minnesota, Start Your Nine-Round Math Map

A careful Grade 3 quest from first try to confident finish

This book gives you nine chances to practice like a thoughtful Minnesota MCA-III test taker. Each round mixes numbers, shapes, fractions, data, measurement, and word problems so your brain learns to switch skills calmly.

Minnesota has lake maps, river trails, snowy parks, northern lights, and calm classroom focus, where careful steps matter. Strong math follows that same idea: estimate what the question asks, choose a useful tool, show the work, and prove before moving on.

## Your Minnesota Math Promise

I will slow down enough to understand the question. I will show the work that helps me think. I will use mistakes as practice fuel, then try again with a sharper plan.

**Nine rounds is not about rushing. It is about building a math habit that stays strong.**

# How to Use This Book

A nine-session routine for clear Minnesota review

1. **Warm up first.** Read the quick review pages and remind yourself of the big ideas.
2. **Take one test at a time.** Work without rushing. Circle words, sketch models, and label units.
3. **Check the answer key.** Mark correct answers, then star questions that need another look.
4. **Read explanations after trying again.** The explanation works best after your brain has wrestled with the problem.
5. **Use the growth log.** Track the score, one strong habit, and one skill to practice next.

**Good rhythm:** Test one day, review the next day, then take the next test when your corrections feel clear. In Minnesota, that steady routine turns nine tests into one organized prep plan.



# What Is Inside the Nine Tests?

Mixed Grade 3 practice with MCA-III support

Part	What You Practice
Nine full tests	30 mixed Grade 3 questions in each round
Question styles	Multiple choice, select-all, and open-ended work spaces
Math topics	Operations, patterns, rounding, fractions, measurement, data, area, perimeter, and shapes
Answer support	Compact answer keys plus explanations for every item
Standards help	A Minnesota standards reference and standard-code boxes in explanations

**Why mixed practice helps:** Real tests do not announce the next skill. These nine rounds help students recognize the math move they need, even when the topic changes from question to question.




Scan me!  
For more practice  
& answers

# Table of Contents

★ Practice Test 1	_____	14
★ Practice Test 2	_____	27
★ Practice Test 3	_____	39
★ Practice Test 4	_____	51
★ Practice Test 5	_____	63
★ Practice Test 6	_____	76
★ Practice Test 7	_____	88
★ Practice Test 8	_____	101
★ Practice Test 9	_____	113
<b>Practice Test Answer Keys</b>	_____	<b>124</b>
<b>Practice Test Answers and Explanations</b>	_____	<b>130</b>


1)



How many rectangles are shown?

- A. 7 rectangles
- C. 4 rectangles
- B. 10 rectangles
- D. 12 rectangles

2)



Which number should replace the ?

- A. 5
- C. 7
- B. 6
- D. 8

3) Look at the fraction bars. Are  $\frac{3}{6}$  and  $\frac{1}{2}$  equivalent?



- A. Yes, both show half
- C. No,  $\frac{1}{2}$  is larger
- B. No,  $\frac{3}{6}$  is larger
- D. Cannot tell from the bars





7) Which pair of divisions belongs to the same fact family as  $3 \times 8 = 24$ ?

A.  $24 \div 3 = 8$  and  $24 \div 8 = 3$

C.  $24 - 3 = 21$  and  $24 - 8 = 16$

B.  $24 \div 4 = 6$  and  $24 \div 6 = 4$

D.  $24 + 3 = 27$  and  $24 + 8 = 32$

8) Write 3 as a fraction with denominator 1.

9)

Container	Volume
Bottle	750 mL
Jug	2 L
Glass	250 mL
Cup	200 mL

Which container holds the most liquid?

A. Bottle

C. Glass

B. Jug

D. Cup

10) Which fraction is EQUAL to  $\frac{1}{2}$  on a number line with 6 equal parts?



A.  $\frac{2}{6}$

C.  $\frac{4}{6}$

B.  $\frac{3}{6}$

D.  $\frac{5}{6}$




1)

×	2	4	6
2	4	8	12
3	6	12	18

Which products in this table are even?

- A. Only 4 and 8
  C. All of them  
 B. Only 6, 12, and 18
  D. None of them
- 2) Ava has 3 bags with 6 marbles in each bag. Which multiplication sentence matches?
- A.  $3 + 6 = 9$ 
 C.  $6 + 6 = 12$   
 B.  $3 \times 3 = 9$ 
 D.  $3 \times 6 = 18$
- 3) What time does the clock show?



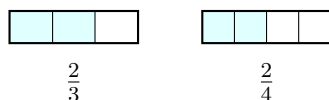
- A. 6 : 39
  C. 8 : 09  
 B. 7 : 50
  D. 7 : 39
- 4) What number makes the equation true?

$$8 \times \square = 32$$

- A. 4
  C. 6  
 B. 5
  D. 3



Scan me!  
For more practice  
& answers



5)

Compare  $\frac{2}{3}$  and  $\frac{2}{4}$ . Which is true?

- A.  $\frac{2}{3} < \frac{2}{4}$  (bigger denominator = bigger fraction)
- B.  $\frac{2}{3} = \frac{2}{4}$  (both have numerator 2)
- C.  $\frac{2}{3} > \frac{2}{4}$
- D.  $\frac{2}{4} > \frac{2}{3}$  ( $4 > 3$ , so  $\frac{2}{4}$  is larger)

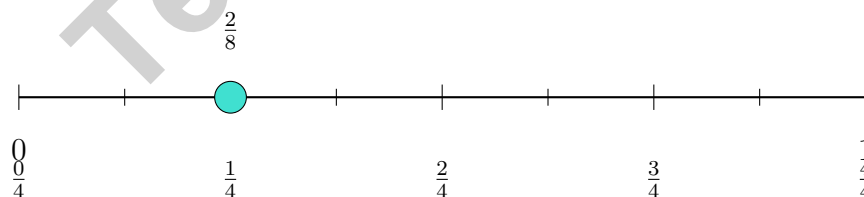
6) A chef estimates the mass of three items before weighing them: an apple (about 150 g), a bread roll (about 80 g), and a pat of butter (about 20 g). Which is the BEST estimate of the total mass?

- A. 50 g
- B. 150 g
- C. 250 g
- D. 400 g

7) A bar graph shows plants in pots. One bar is 4 units (scale: 3), another is 5 units (scale: 3). What is the total?

- A. 9
- B. 12
- C. 15
- D. 27

8) Which fraction is equivalent to  $\frac{1}{4}$ ?



- A.  $\frac{2}{8}$
- B.  $\frac{3}{8}$
- C.  $\frac{1}{3}$
- D.  $\frac{2}{4}$

1) Which missing divisor makes the number sentence true?

$$24 \div \_ = 4$$

A. 6

B. 20

C. 28

D. 8

2) Find  $8 \times 6$ .

3) Which rectangle has an area of 12 square units?

A. length 2, width 6

B. length 3, width 5

C. length 4, width 4

D. length 2, width 5

4) Which equation is in the same fact family as  $6 \times 7 = 42$ ?

A.  $42 \div 6 = 7$

B.  $42 \div 5 = 8$

C.  $7 \times 6 = 41$

D.  $42 \div 7 = 7$

5) A shape has two connected rectangles. Areas are 21 sq units and 18 sq units. What is the total area?

A. 3 sq units

B. 39 sq units

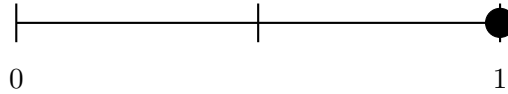
C. 42 sq units

D. 378 sq units

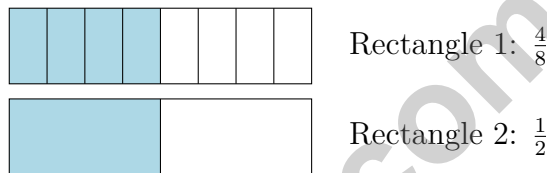



Scan me!  
For more practice  
& answers

- 6) This number line shows 0 to 1 split into 2 equal parts. What is the fraction at the right end?



- A.  $\frac{1}{2}$ 
 C.  $\frac{2}{1}$   
 B.  $\frac{2}{2}$ 
 D.  $\frac{3}{2}$
- 7) Two identical rectangles are divided into parts. Rectangle 1 shows  $\frac{4}{8}$  shaded blue. Rectangle 2 shows  $\frac{1}{2}$  shaded blue. Are the blue regions the same size?



- A. Rectangle 1 is larger.
  C. They are the same size.  
 B. Rectangle 2 is larger.
  D. The rectangles are not identical.
- 8) 

What is the area of this rectangle in unit squares?

- A. 2 square units
  C. 4 square units  
 B. 3 square units
  D. 5 square units



## Practice Test Answer Keys

**How to use this section with a Grade 3 student:**

1. check the answer first
2. mark questions to try again
3. rework the problem before reading the full explanation

**A calm correction routine turns every missed item into useful practice.**

Testinar.com



## Practice Test Answers and Explanations

### Practice Test 1 Answers and Explanations

- 1) **Choice D is correct.** (3.1.3.1) The picture shows 3 columns with 4 rectangles in each column. So  $3 \times 4 = 12$  rectangles.
- 2) **Choice A is correct.** (3.2.1.1) The pattern shows 1, 2, 3, 4, so the next number is 5.
- 3) **Choice A is correct.** (3.1.3.1) Both bars show the same shaded length.  $\frac{3}{6} = \frac{1}{2}$  because  $\frac{1 \times 3}{2 \times 3} = \frac{3}{6}$ .
- 4) **Choice A is correct.** (3.1.2.3) Multiply: 2 groups  $\times$  9 items per group = 18 total.
- 5) **Choice D is correct.** (3.1.3.1) Each whole number spans 3 ticks. From 0, the tick at position  $1\frac{1}{3}$  is the 4th tick, which is  $\frac{4}{3}$ .
- 6) **Choice D is correct.** (3.1.2.1) Ones:  $8 + 4 = 12$  (write 2, carry 1). Tens:  $7 + 5 + 1 = 13$  (write 3, carry 1). Hundreds:  $4 + 2 + 1 = 7$ . Answer: 732.
- 7) **Choice A is correct.** (3.2.2.2) The fact family for  $3 \times 8 = 24$  includes the related divisions  $24 \div 3 = 8$  and  $24 \div 8 = 3$ .
- 8) **The correct answer is  $\frac{3}{1}$ .** (3.1.3.1)  $3 = \frac{3}{1}$ .
- 9) **Choice B is correct.** (3.1.2.1) 2 L = 2000 mL is the largest volume.
- 10) **Choice B is correct.** (3.1.3.1)  $\frac{3}{6}$  and  $\frac{1}{2}$  mark the same point: the middle of the line.
- 11) **Choice B is correct.** (3.4.1.1) Cover it with rows of unit squares:  $6 \times 4 = 24$  square units.
- 12) **Choice D is correct.** (3.2.2.1) Use the inverse:  $9 \times 6 = 54$ , so  $54 \div 6 = 9$ .
- 13) **Choice C is correct.** (3.4.1.1) Ants:  $7 \times 4 = 28$ . Bees:  $3 \times 4 = 12$ . Total:  $28 + 12 = 40$ .
- 14) **Choice C is correct.** (3.1.3.1)  $\frac{2}{3} = \frac{4}{6}$  because they both represent two-thirds of the distance from 0 to 1.
- 15) **Choice D is correct.** (3.4.1.1) This is a measurement division: How many groups of 5 fit in 20?  $20 \div 5 = 4$ .
- 16) **Choices B and E are correct.** (3.1.3.1) Compute each product: A is 30, B is 32, C is 33, D is 28, and E is 32. Rectangles B and E both have area 32 square units.
- 17) **Choice A is correct.** (3.1.2.3) You can count the squares directly by pointing at each one (16 total). You can also multiply:  $4 \times 4 = 16$ . Counting and multiplying are both valid ways to find area.
- 18) **Choice B is correct.** (3.2.2.1) Area = width  $\times$  height =  $10 \times 8 = 80$  square inches.
- 19) **The correct answer is  $\frac{1}{6}$ .** (3.1.3.2) When a circle is divided into 6 equal parts, each part is  $\frac{1}{6}$  of the whole.
- 20) **Choice B is correct.** (3.1.3.3)  $\frac{4}{8}$  and  $\frac{1}{2}$  mark the same point on the line.
- 21) **Choice A is correct.** (3.1.2.2) Step 1: Total candy:  $4 \times 8 = 32$  pieces. Step 2: Subtract eaten:  $32 - 12 = 20$  pieces left. (Choice C is step 1 only.)
- 22) **Choice A is correct.** (3.2.1.1) The minute hand points just past 1 (at 6 minutes), and the hour hand is just past 8.
- 23) **Choice A is correct.** (3.1.1.4) Numbers from 250 to 349 round to 300. Choice A (249) has tens digit  $4 < 5$ , so it rounds to 200, not 300. The other choices are all within the range 250–349.
- 24) **The correct answer is  $\frac{3}{6}$ .** (3.1.3.1) With the same numerator, a smaller denominator makes a larger fraction.
- 25) **Choice A is correct.** (3.1.3.1) Width is 4. Heights are 4 and 3, totaling 7. Distributive:  $4 \times (4 + 3) = 28$ .
- 26) **Choice A is correct.** (3.1.2.5)  $3 \times 80 = 240$  and  $8 \times 30 = 240$ . Both equal 240. The other pairs have different products.
- 27) **Choice C is correct.** (3.3.2.1) 4 units wide  $\times$  6 units tall = 24 unit squares.
- 28) **Choice B is correct.** (3.1.3.1) The number line has 8 equal parts, so the first tick is at  $\frac{1}{8}$ .
- 29) **Choice C is correct.** (3.1.2.3) The grid has 6 columns and 4 rows. Area =  $6 \times 4 = 24$  square cm. You can also count:  $6 + 6 + 6 + 6 = 24$  (four rows of six).
- 30) **Choice B is correct.** (3.1.3.3) 8 square units is larger than 7, 6, or 4 square units.

### Practice Test 2 Answers and Explanations



---

Cheer Squad Final Pep Talk

---

## Hi, Math Star!

◇ 9 practice tests! That's a LOT of work, and you did it ALL. I am cheering so loud right now. You earned every clap and every cheer! ◇

★ **Cheerleader truth:** confidence is built by showing up. You showed up 9 times. That's real confidence. It is not pretend! ★

### Cheer Roll Call

- **Effort:** 100% YOU SHOWED UP!
- **Heart:** BIG!
- **Skills:** STRONG and growing!
- **Spirit:** BRIGHT!

**Cheer tip:** on test day, be your own cheerleader. Whisper to yourself: "I can do this. I practiced." Tiny cheers make a big difference!

If you want to share something or ask a question, please email me at [jay@testinar.com](mailto:jay@testinar.com).

**Jay Daie**

Your Math Cheerleader

# STRONG TODAY. SUCCESS TOMORROW.

Give your child the tools they need to excel in **Grade 3 Math!** This book includes **9 complete practice tests** that follow grade-level standards and help students build confidence, sharpen skills, and achieve success.

**9**  
**COMPLETE PRACTICE TESTS**

- ✓ Aligned to Grade 3 Standards
- ✓ Engaging, Varied, and Effective

More practice today for a **stronger** tomorrow.



## THIS BOOK HELPS YOUR CHILD:



### Build Confidence

Familiar, focused practice reduces anxiety and builds self-belief.



### Strengthen Skills

Reinforces key math concepts through high-quality, standards-aligned questions.



### Improve Test Readiness

Full-length tests help students understand test format, pacing, and question types.



### Track Progress

Identify strengths and target areas with purposeful practice.



### Achieve Success

Better preparation leads to higher scores and bright futures.

## COVERS ALL ESSENTIAL TOPICS

- ✓ Whole Numbers & Operations
- ✓ Fractions & Decimals
- ✓ Algebraic Thinking
- ✓ Geometry
- ✓ Measurement & Data
- ✓ Graphing & Data Analysis
- ✓ Number Patterns
- ✓ Word Problems
- ✓ Ratio & Proportion
- ✓ Perimeter, Area & Volume
- ✓ And More!



Visit [testinar.com/math3](https://testinar.com/math3) for more Grade 3 math resources and practice materials!



Aligned to Standards



Created by Educators