

9

# Oregon OSAS

## GRADE 3 MATH PRACTICE TESTS

COMPLETE STANDARDS REVIEW WITH SKILL PRACTICE, WORD PROBLEMS, AND ANSWER KEY



10

FOR THE COMPREHENSIVE ASSESSMENT PROGRAM



10



# 9 Oregon OSAS Grade 3 Math Practice Tests

*Standards-Aligned Review with Mixed Practice and Answer Key*



Nine complete 30-question Grade 3 practice rounds with operations, fractions, measurement, data, area, shapes, answer keys, and clear explanations for every item.

**Jay Daie and Reza Nazari**



# Copyright ©

## Testinar Inc



Published by Testinar Inc

[Testinar.com](http://Testinar.com)

All rights reserved. No part of this publication may be reproduced, distributed, or transmitted in any form or by any means, including photocopying, recording, or other electronic or mechanical methods, without the prior written permission of the author, except in the case of brief quotations embodied in critical reviews and certain other noncommercial uses permitted by copyright law, including Section 107 or 108 of the 1976 United States Copyright Act.

This publication is independently produced and has no official connection to any state, district, or national testing program.

Test names and organizational names used herein are the property of their respective trademark holders.



*Copyright ©*

# Oregon, Start Your Nine-Round Math Challenge

A ready Grade 3 climb from first try to confident finish

This book gives you nine chances to practice like a thoughtful Oregon OSAS test taker. Each round mixes numbers, shapes, fractions, data, measurement, and word problems so your brain learns to switch skills calmly.

Oregon has forest trails, Pacific waves, high desert, river bridges, and creative classroom work, where careful steps matter. Strong math follows that same idea: prove what the question asks, choose a useful tool, show the work, and notice before moving on.

## Your Oregon Math Promise

I will slow down enough to understand the question. I will show the work that helps me think. I will use mistakes as practice fuel, then try again with a sharper plan.

**Nine rounds is not about rushing. It is about building a math habit that stays strong.**

# How to Use This Book

A nine-session routine for clear Oregon review

1. **Warm up first.** Read the quick review pages and remind yourself of the big ideas.
2. **Take one test at a time.** Work without rushing. Circle words, sketch models, and label units.
3. **Check the answer key.** Mark correct answers, then star questions that need another look.
4. **Read explanations after trying again.** The explanation works best after your brain has wrestled with the problem.
5. **Use the growth log.** Track the score, one strong habit, and one skill to practice next.

**Good rhythm:** Test one day, review the next day, then take the next test when your corrections feel clear. In Oregon, that steady routine turns nine tests into one organized prep plan.



# What Is Inside the Nine Tests?

Mixed Grade 3 practice with OSAS support

Part	What You Practice
Nine full tests	30 mixed Grade 3 questions in each round
Question styles	Multiple choice, select-all, and open-ended work spaces
Math topics	Operations, patterns, rounding, fractions, measurement, data, area, perimeter, and shapes
Answer support	Compact answer keys plus explanations for every item
Standards help	A Oregon standards reference and standard-code boxes in explanations

**Why mixed practice helps:** Real tests do not announce the next skill. These nine rounds help students recognize the math move they need, even when the topic changes from question to question.



Scan me!  
For more practice  
& answers

# Table of Contents

★ Practice Test 1	_____	14
★ Practice Test 2	_____	27
★ Practice Test 3	_____	39
★ Practice Test 4	_____	51
★ Practice Test 5	_____	64
★ Practice Test 6	_____	77
★ Practice Test 7	_____	91
★ Practice Test 8	_____	104
★ Practice Test 9	_____	116
<b>Practice Test Answer Keys</b>	_____	<b>128</b>
<b>Practice Test Answers and Explanations</b>	_____	<b>134</b>

1) Round 283 to the nearest 10.

- A. 280                       C. 290  
 B. 283                       D. 300

2) Look at the number line showing a time interval.

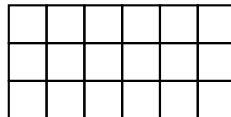


What is the elapsed time from 11 : 30 to 12 : 15?

- A. 45 minutes                       C. 30 minutes  
 B. 35 minutes                       D. 60 minutes
- 3) Look at odd numbers: 1, 3, 5, 7, 9, 11.  
What is the next odd number?

- A. 12                                       C. 14  
 B. 15                                       D. 13

4) Ben's garden is a rectangle. Looking at this grid, each square is one unit square tile:



How many unit square tiles does Ben need to cover his garden?

- A. 9 tiles                                       C. 12 tiles  
 B. 18 tiles                                       D. 17 tiles

- 5) Add  $375 + 248$  using the standard algorithm (aligning by place value).

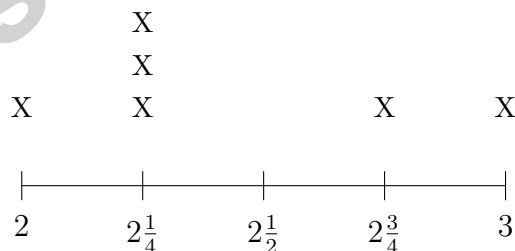
- 6) A large rectangle with total area 56 is split into two smaller rectangles. One is  $7 \times 6$  with area 42. Using the distributive property with the shared dimension of 7, what is the area of the second rectangle?

- A. 14                                       C. 7  
 B. 42                                         D. 8

- 7) A baker has 42 cookies to pack equally into 6 bags. After packing 2 bags, how many cookies are left in the remaining bags? Let  $c$  represent the cookies in the remaining bags. Which equation shows the correct steps?

- A.  $c = 42 \div 6 \times 4$                        C.  $c = 42 - 2 \times 6$   
 B.  $c = (42 \div 6) \times (6 - 2)$             D.  $c = 6 \times 2 - 42$

- 8) A line plot shows toy car weights in ounces with quarter marks:  $2, 2\frac{1}{4}, 2\frac{1}{2}, 2\frac{3}{4}, 3$ .

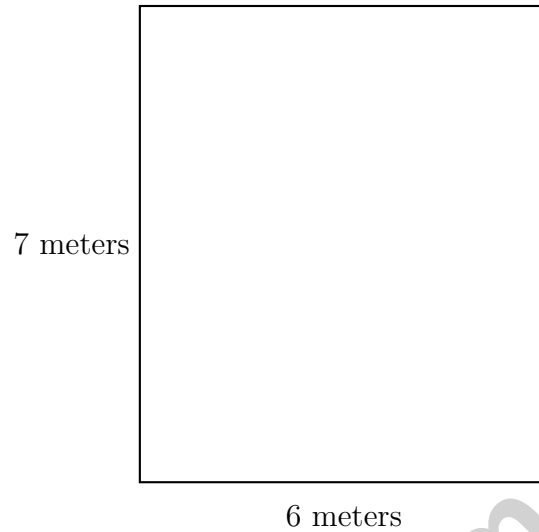


How many toy cars weigh at most  $2\frac{1}{2}$  ounces?

- A. 3     C. 5  
 B. 4     D. 6



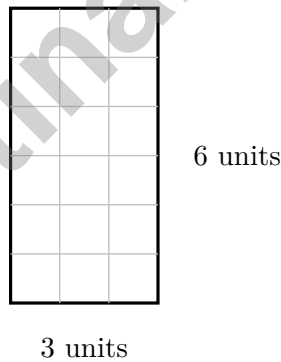
Scan me!  
For more practice  
& answers



9)

A rectangular wall is 6 meters wide and 7 meters tall. What is the area?

- A. 26 sq m
- B. 42 sq m
- C. 13 sq m
- D. 84 sq m



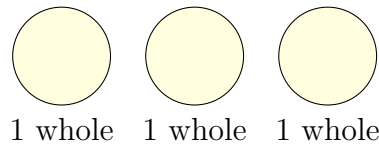
10)

Count the unit squares. What is the area?

- A. 9 sq units
- B. 18 sq units
- C. 12 sq units
- D. 36 sq units



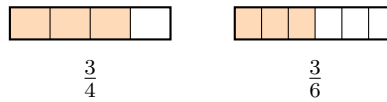
1) Jon has 3 whole pizzas. How can we write this as a fraction?



- A.  $\frac{1}{3}$
- B.  $\frac{3}{1}$

- C.  $\frac{3}{3}$
- D.  $\frac{1}{1}$

2)



Using the bars, which is larger?

- A.  $\frac{3}{4}$  (shaded area bigger)
- B.  $\frac{3}{6}$  (has 6 pieces)
- C. They are equal
- D. Cannot tell from the bars

3) A pitcher contains 800 mL of lemonade. Ben pours 200 mL into glasses and 150 mL into a bowl. How many milliliters of lemonade remain?

4) A rectangle has a length of 9 cm and a width of 4 cm. What is the area of the rectangle?

- A. 13 cm<sup>2</sup>
- B. 26 cm<sup>2</sup>
- C. 45 cm<sup>2</sup>
- D. 36 cm<sup>2</sup>



Scan me!  
For more practice  
& answers

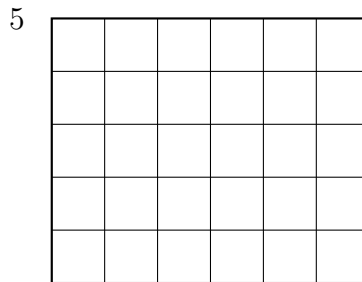
5) How many unit fractions of  $\frac{1}{2}$  make a whole?

A. 1

C. 3

B. 2

D. 4



6)

A playground is covered with square tiles. It is 6 tiles wide and 5 tiles long. How many tiles are there?

A. 22

C. 11

B. 30

D. 65

7) A classroom has 5 shelves of puzzle boxes. Each shelf has 8 boxes. How many puzzle boxes are there?

A. 13 boxes (adds  $5 + 8$ )

C. 35 boxes (confuses:  $5 \times 7$  instead)

B. 45 boxes (adds  $5 + 8 + 32$ )

D. 40 boxes

8) Lily and Mia are comparing rectangles. Lily's rectangle is 6 units long and 5 units wide. Mia's rectangle is 7 units long and 4 units wide. Who has the larger area?

A. Mia

C. They are equal


B. Lily

D. Cannot be determined





5) Use the array. Which division sentence does it show?



A.  $12 \div 6 = 2$

C.  $12 \div 2 = 6$

B.  $12 \div 12 = 1$

D.  $12 \div 4 = 3$

6) A number line is divided into equal parts. The first tick after 0 is at  $\frac{1}{6}$ . Where is the third tick?

A.  $\frac{2}{6}$

C.  $\frac{4}{6}$

B.  $\frac{3}{6}$

D.  $\frac{5}{6}$

### Balance Scales



7)

What is the difference in mass between the two sides?

A. 100 g

C. 400 g

B. 200 g

D. 600 g



Scan me!  
For more practice  
& answers

## Practice Test Answer Keys

**How to use this section with a Grade 3 student:**

1. check the answer first
2. mark questions to try again
3. rework the problem before reading the full explanation

**A calm correction routine turns every missed item into useful practice.**

Testinar.com



## Practice Test Answers and Explanations

### Practice Test 1 Answers and Explanations

- Choice A is correct.** **(3.NBT.A.1)** The ones digit is 3. Since  $3 < 5$ , round down: 283 rounds to 280.
- Choice A is correct.** **(3.GM.B.3)** On the number line, from 11 : 30 to 12 : 15 spans 3 intervals of 15 minutes each:  $15 + 15 + 15 = 45$  minutes.
- Choice D is correct.** **(3.OA.D.9)** Odd numbers increase by 2 each time:  $11 + 2 = 13$ .
- Choice B is correct.** **(3.GM.C.5)** Count the rows: 3 rows. Count across each row: 6 tiles. Total:  $6 + 6 + 6 = 18$  unit square tiles are needed.
- The correct answer is 623.** **(3.NBT.A.2)** Ones:  $5 + 8 = 13$  (write 3, carry 1). Tens:  $7 + 4 + 1 = 12$  (write 2, carry 1). Hundreds:  $3 + 2 + 1 = 6$ . Final answer: 623.
- Choice A is correct.** **(3.GM.A.2)** Total area is 56. First rectangle is 42. Second is  $56 - 42 = 14$ , which is  $7 \times 2$  (so width is 2).
- Choice B is correct.** **(3.OA.D.8)** Step 1: Cookies per bag:  $42 \div 6 = 7$  cookies. Step 2: Remaining bags:  $6 - 2 = 4$  bags. Total in remaining:  $7 \times 4 = 28$  cookies. Choice B is clearest with parentheses.
- Choice B is correct.** **(3.DR.B.2)** At most  $2\frac{1}{2}$  includes weights of 2,  $2\frac{1}{4}$ , and  $2\frac{1}{2}$  ounces. The plot has  $1 + 3 + 0 = 4$  X's at those values.
- Choice B is correct.** **(3.OA.A.4)** Area = width  $\times$  height =  $6 \times 7 = 42$  square meters.
- Choice B is correct.** **(3.GM.C.7)** The grid has 3 columns and 6 rows. Area =  $3 \times 6 = 18$  square units. You can also add:  $3 + 3 + 3 + 3 + 3 + 3 = 18$  (six rows of three).
- The correct answer is  $\frac{6}{8}$ .** **(3.NF.A.3)** Multiply the numerator and denominator by 2:  $\frac{3 \times 2}{4 \times 2} = \frac{6}{8}$ .
- Choice D is correct.** **(3.NF.A.2)**  $\frac{3}{3} = 1$ , so the tick is at the right endpoint of the 0-to-1 segment.
- Choice D is correct.** **(3.OA.A.2)** Skip counting by 3 six times gives 0, 3, 6, 9, 12, 15, 18. This represents 6 groups of 3, so  $6 \times 3 = 18$ .
- The correct answer is 2.** **(3.NF.A.2)**  $\frac{1}{3}$  is equivalent to  $\frac{2}{6}$ .
- Choices A and E are correct.** **(3.GM.A.2)** One horizontal and one vertical line through the center creates 4 equal rectangles. A 2 by 2 grid also makes 4 equal parts. Three uneven vertical lines do not guarantee equal parts. One diagonal line creates 2 equal triangles, and two horizontal lines create 3 parts.
- Choice B is correct.** **(3.DR.B.2)** Multiply the height by the scale:  $3 \times 5 = 15$  goldfish.
- Choice A is correct.** **(3.OA.A.3)** Multiply: 2 shelves  $\times$  9 books per shelf = 18 books.
- Choice B is correct.** **(3.NF.A.2)** Reading left to right on the number line: first tick ( $\frac{1}{6}$ ), third tick ( $\frac{3}{6}$ ), fifth tick ( $\frac{5}{6}$ ). Least to greatest.
- Choice B is correct.** **(3.NF.A.3)** The orange dot is positioned between the  $\frac{2}{3}$  mark and 1 on the number line, so it represents a fraction between  $\frac{2}{3}$  and 1. This fraction is  $\frac{5}{6}$ .
- Choice B is correct.** **(3.NF.A.2)** The number line has 8 equal parts, so the first tick is at  $\frac{1}{8}$ .
- Choice B is correct.** **(3.GM.C.5)** Add the areas:  $21 + 18 = 39$  square units.
- Choice D is correct.** **(3.OA.A.2)** The bar model shows 20 items divided into 5 equal parts.  $20 \div 5 = 4$  means each part has 4 items.
- Choice B is correct.** **(3.GM.C.5)** Rectangle:  $3 \times 7 = 21$  square units. Square:  $5 \times 5 = 25$  square units. The square covers more space.
- Choice C is correct.** **(3.NBT.A.3)** 3 groups of  $(5 \times 10)$  equals  $3 \times 50 = 150$ . Or: Each group has 50 units;  $50 + 50 + 50 = 150$ .
- Choice C is correct.** **(3.GM.B.4)** Divide:  $2000 \div 250 = 8$  glasses.
- Choice C is correct.** **(3.OA.C.7)** There are 5 rows with 6 objects in each row.  $5 \times 6 = 30$  objects in total.
- Choice D is correct.** **(3.OA.A.4)** Think:  $6 \times 5 = 30$ , so  $30 \div 5 = 6$ .
- Choice C is correct.** **(3.GM.A.2)** Three complete circles = 3 wholes =  $\frac{3}{1}$ .
- Choice A is correct.** **(3.OA.B.6)** There are 20 toy cars with 5 in each group, so  $20 \div 5 = 4$  groups.



A Quiet Word From Your Mentor

Hi, Thoughtful Student,

◇ I want to take a moment to tell you something true: you did excellent work. 9 practice tests is a real promise that you kept to yourself. That matters. ◇

★ **Mentors notice:** growth is quiet. It doesn't shout. But it shows up in how you handle a problem today vs how you did weeks ago. That growth is your real prize. ★

**What I See in You**

- **Hard Work:** You don't quit when problems are tough.
- **Curiosity:** You wonder why and how.
- **Kindness:** You are patient with yourself.
- **Brave Heart:** You try things that scare you.

**Mentor's note:** on test day, treat yourself like you would a friend. Be kind. Be patient. Be encouraging. The skills are inside you!

If you want to share something or ask a question, please email me at [jay@testinar.com](mailto:jay@testinar.com).

**Jay Daie**

Your Math Mentor

# STRONG TODAY. SUCCESS TOMORROW.

Give your child the tools they need to excel in **Grade 3 Math!** This book includes **9 complete practice tests** that follow grade-level standards and help students build confidence, sharpen skills, and achieve success.

**9**  
**COMPLETE PRACTICE TESTS**

- ✓ Aligned to Grade 3 Standards
- ✓ Engaging, Varied, and Effective

More practice today for a **stronger** tomorrow.



## THIS BOOK HELPS YOUR CHILD:



### Build Confidence

Familiar, focused practice reduces anxiety and builds self-belief.



### Strengthen Skills

Reinforces key math concepts through high-quality, standards-aligned questions.



### Improve Test Readiness

Full-length tests help students understand test format, pacing, and question types.



### Track Progress

Identify strengths and target areas with purposeful practice.



### Achieve Success

Better preparation leads to higher scores and bright futures.

## COVERS ALL ESSENTIAL TOPICS

- ✓ Whole Numbers & Operations
- ✓ Fractions & Decimals
- ✓ Algebraic Thinking
- ✓ Geometry
- ✓ Measurement & Data
- ✓ Graphing & Data Analysis
- ✓ Number Patterns
- ✓ Word Problems
- ✓ Ratio & Proportion
- ✓ Perimeter, Area & Volume
- ✓ And More!



Visit [testinar.com/math3](https://testinar.com/math3) for more Grade 3 math resources and practice materials!



Aligned to Standards



Created by Educators