Graphing Single Variable Inequalities

testinar.com/t/?c=8

Graph each inequality.

1) $4 > x$

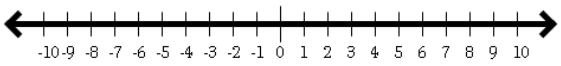

2) $4 < x$

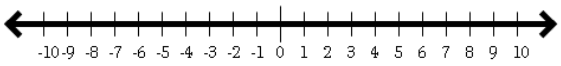

3) $7 < x$

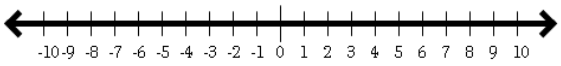

4) $0 \leqslant x$

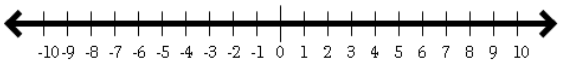

5) $-6 \geqslant x$

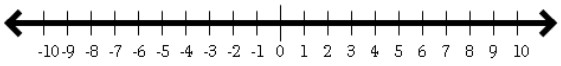

6) $8 > x$

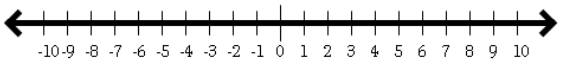

7) $10 \geqslant x$

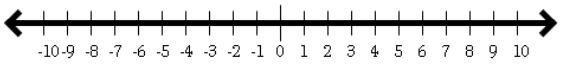

8) $-6 \leqslant x$

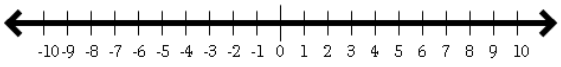

9) $-1 \geqslant x$

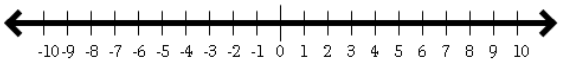

10) $3 > x$

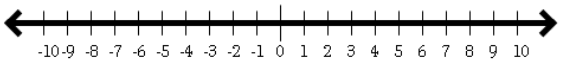

11) $2 \leqslant x$

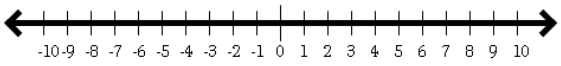

12) $10 > x$

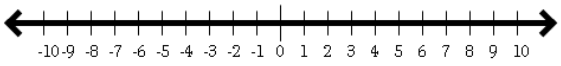

13) $-10 \leqslant x$

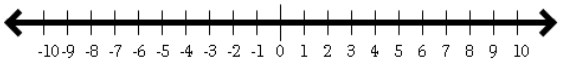

14) $5 \leqslant x$

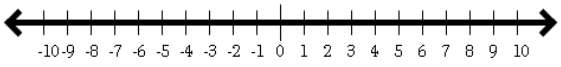

15) $-4 \leqslant x$

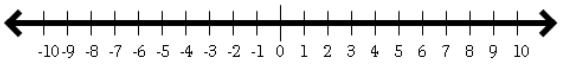

16) $9 > x$

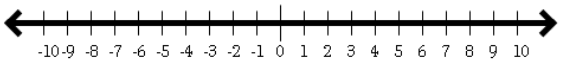

Answers of Graphing Single Variable Inequalities

Graph each inequality.

1) $4 > x$

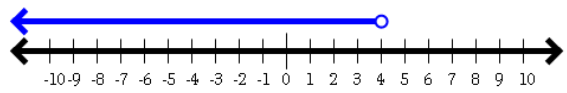

2) $4 < x$



3) $7 < x$



4) $0 \leqslant x$

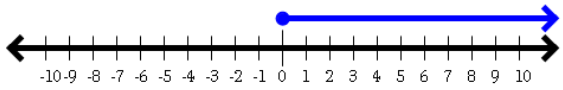

5) $-6 \geqslant x$



6) $8 > x$

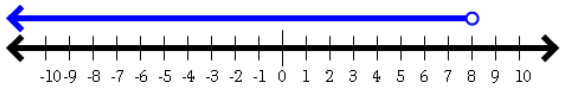

7) $10 \geqslant x$

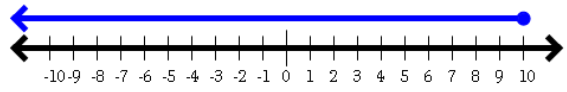

8) $-6 \leqslant x$

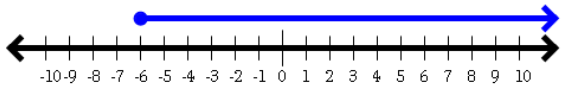

9) $-1 \geqslant x$

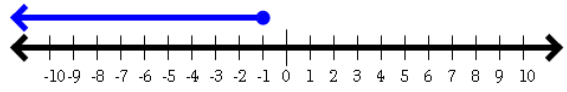

10) $3 > x$

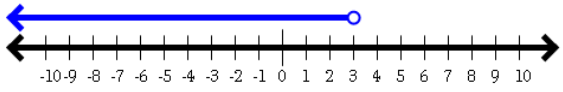

11) $2 \leqslant x$

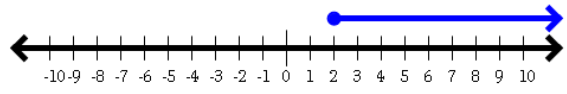

12) $10 > x$

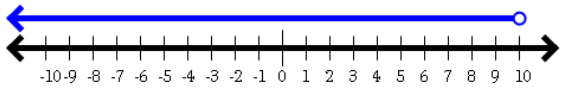

13) $-10 \leqslant x$

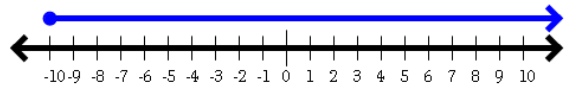

14) $5 \leqslant x$



15) $-4 \leqslant x$

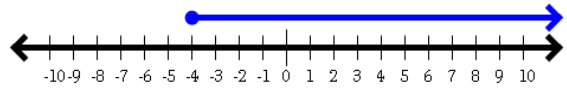

16) $9 > x$

