Graphing Single Variable Inequalities

testinar.com/t/?c=8

Graph each inequality.

1) $6 \leqslant x$

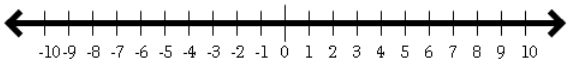

2) $-10 \leqslant x$

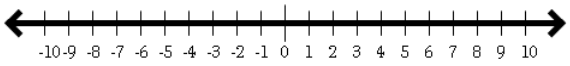

3) $-4 \leqslant x$

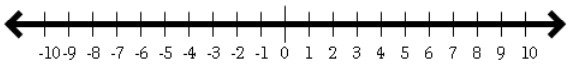

4) $-2 \geqslant x$

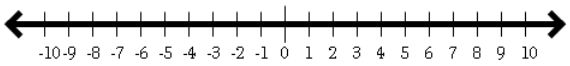

5) $-3 < x$

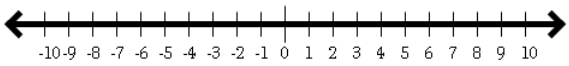

6) $9 \geqslant x$

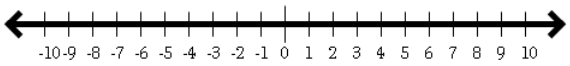

7) $8 > x$

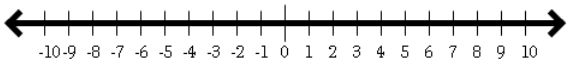

8) $7 \leqslant x$

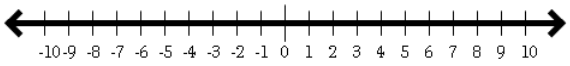

9) $-1 > x$

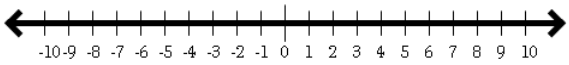

10) $-9 > x$

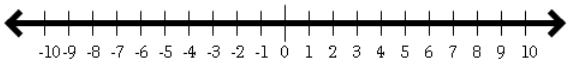

11) $7 \geqslant x$

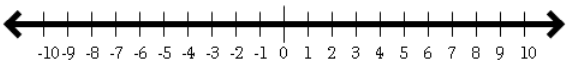

12) $1 > x$

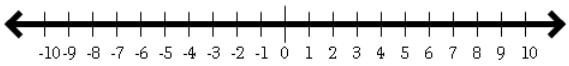

13) $-6 < x$



14) $-9 < x$



Answers of Graphing Single Variable Inequalities

Graph each inequality.

1) $6 \leqslant x$



2) $-10 \leqslant x$

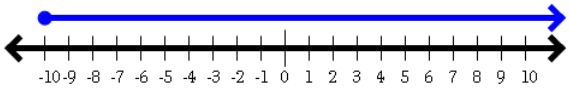

3) $-4 \leqslant x$

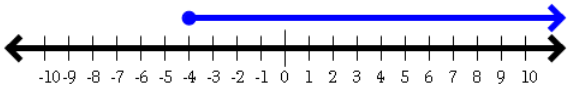

4) $-2 \geqslant x$

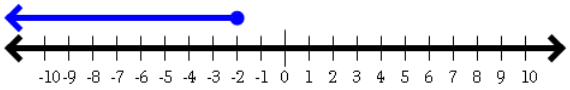

5) $-3 < x$

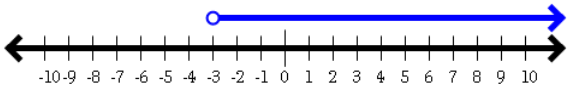

6) $9 \geqslant x$

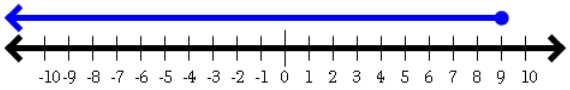

7) $8 > x$

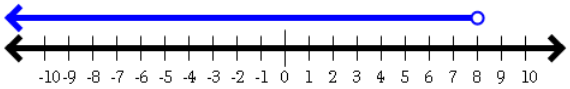

8) $7 \leqslant x$



9) $-1 > x$

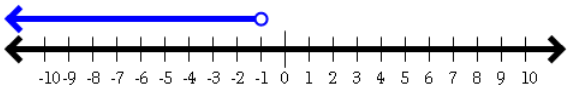

10) $-9 > x$



11) $7 \geqslant x$

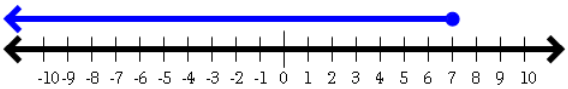

12) $1 > x$

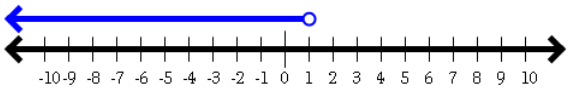

13) $-6 < x$

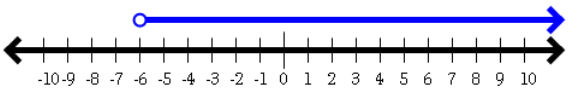

14) $-9 < x$

