

Name: _____
Date: _____



The pie graph or circle Graph

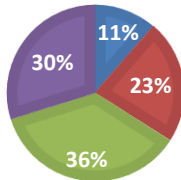


Pie graph

1) What percentage of pie is Red?

SALES

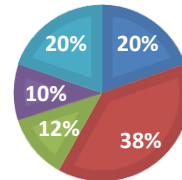
■ blue ■ red ■ green ■ purple



2) Which color is the most?

SALES

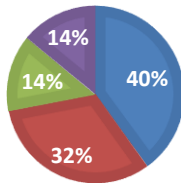
■ Blue ■ Red ■ Green ■ Purple ■ Light Blue



3) What percent of the people voted for John?

SALES

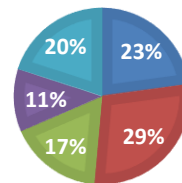
■ John ■ Alice ■ Ross ■ Mike



4) What percentage of pie is Green?

SALES

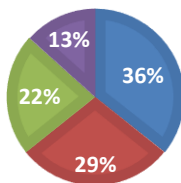
■ Blue ■ Red ■ Green ■ Purple ■ Light blue



5) what color is the most?

SALES

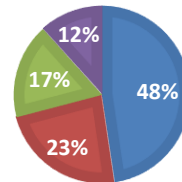
■ Blue ■ Red ■ Green ■ Purple



6) What percent of the people voted for Rayan?

SALES

■ Ashley ■ Frank ■ Rayan ■ Joe



QUIZ ?

So Much More Online! Please visit: testinar.com



MORE ?

Name: _____
Date: _____



The pie graph or circle Graph

Answers

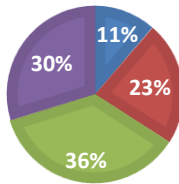


Pie graph

1) What percentage of pie is Red? **23%**

SALES

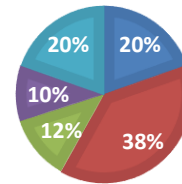
■ blue ■ red ■ green ■ purple



2) Which color is the most? **Red**

SALES

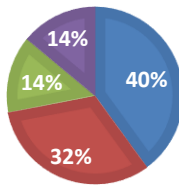
■ Blue ■ Red ■ Green ■ Purple ■ Light Blue



3) What percent of the people voted for John? **40%**

SALES

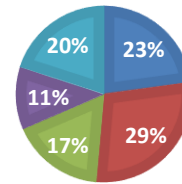
■ John ■ Alice ■ Ross ■ Mike



4) What percentage of pie is Green? **17%**

SALES

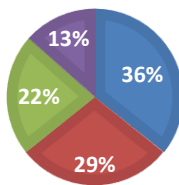
■ Blue ■ Red ■ Green ■ Purple ■ Light blue



5) what color is the most ? **Blue**

SALES

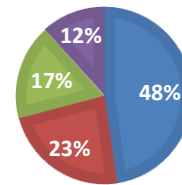
■ Blue ■ Red ■ Green ■ Purple



6) What percent of the people voted for Rayan? **17%**

SALES

■ Ashley ■ Frank ■ Rayan ■ Joe



QUIZ ?

So Much More Online! Please visit: testinar.com



MORE ?